

**UNIVERSITY OF GUAM
(A COMPONENT UNIT OF THE
GOVERNMENT OF GUAM)**

**FINANCIAL STATEMENTS,
ADDITIONAL INFORMATION AND
INDEPENDENT AUDITORS' REPORT**

YEARS ENDED SEPTEMBER 30, 2019 AND 2018

UNIVERSITY OF GUAM
(A COMPONENT UNIT OF THE GOVERNMENT OF GUAM)

Table of Contents
Years Ended September 30, 2019 and 2018

	<u>Page</u>
I. Independent Auditors' Report	1
II. Management's Discussion and Analysis	4
III. Basic Financial Statements:	
Statements of Net Position – University Only	14
University of Guam Endowment Foundation, Inc. Statements of Financial Position	15
Statements of Revenues, Expenses and Changes in Net Position – University Only	16
University of Guam Endowment Foundation, Inc. Statements of Activities	17
Statements of Cash Flows – University Only	19
Notes to Basic Financial Statements	21
IV. Required Supplementary Information:	
Schedule of Proportional Share of the Net Pension Liability	55
Schedule of Pension Contributions	58
Schedule of Changes in the Proportionate Share of the Total OPEB Liability and Related Ratios	59
Schedule of Proportionate Share of the Total OPEB Liability	60
Schedule of OPEB Contributions	61
V. Other Supplementary Information:	
Schedules of Salaries, Wages and Benefits	62
Schedules of Expenses by Object Category	63
Schedules of Employee Information	66
Schedules of Total Revenue Information	67
Schedules of Fund Restriction Matrix	68

INDEPENDENT AUDITORS' REPORT

The Board of Regents
University of Guam:

Report on the Financial Statements

We have audited the accompanying financial statements of the University of Guam (the University) and its discretely presented component unit, collectively a component unit of the Government of Guam, as of and for the years ended September 30, 2019 and 2018, and the related notes to the financial statements, which collectively comprise the University's basic financial statements as set forth in Section III of the forgoing table of contents.

Management's Responsibility for the Financial Statements

Management is responsible for the preparation and fair presentation of these financial statements in accordance with accounting principles generally accepted in the United States of America; this includes the design, implementation, and maintenance of internal control relevant to the preparation and fair presentation of financial statements that are free from material misstatement, whether due to fraud or error.

Auditors' Responsibility

Our responsibility is to express opinions on these financial statements based on our audits. We conducted our audits in accordance with auditing standards generally accepted in the United States of America and the standards applicable to financial audits contained in *Government Auditing Standards*, issued by the Comptroller General of the United States. The financial statements of the discretely presented component unit were not audited in accordance with *Government Auditing Standards*. Those standards require that we plan and perform the audit to obtain reasonable assurance about whether the financial statements are free from material misstatement.

An audit involves performing procedures to obtain audit evidence about the amounts and disclosures in the financial statements. The procedures selected depend on the auditor's judgment, including the assessment of the risks of material misstatement of the financial statements, whether due to fraud or error. In making those risk assessments, the auditor considers internal control relevant to the entity's preparation and fair presentation of the financial statements in order to design audit procedures that are appropriate in the circumstances, but not for the purpose of expressing an opinion on the effectiveness of the entity's internal control. Accordingly, we express no such opinion. An audit also includes evaluating the appropriateness of accounting policies used and the reasonableness of significant accounting estimates made by management, as well as evaluating the overall presentation of the financial statements.

We believe that the audit evidence we have obtained is sufficient and appropriate to provide a basis for our audit opinions.

Opinion

In our opinion, the financial statements referred to above present fairly, in all material respects, the respective financial position of the University and its discretely presented component unit as of September 30, 2019 and 2018, and the respective changes in financial position and, where applicable, cash flows thereof for the years then ended in accordance with accounting principles generally accepted in the United States of America.

Emphasis-of-Matter

University of Guam Endowment Foundation, Inc.

As discussed in Note 2 to the financial statements, the Foundation adopted Financial Accounting Standards Board (FASB) Accounting Standards Update (ASU) No. 2016-14, Presentation of Financial Statements of Not-for-Profit Entities in 2018. The Foundation has elected to restate its 2017 financial statements to reflect the adoption of this standard. Our opinion is not modified with respect to this matter.

COVID-19

As discussed in Note 13 to the financial statements, UOG determined that the COVID-19 may negatively impact its business, results of operations and net position. However, due to uncertainty surrounding the duration of the state of emergency, UOG is unable to reasonably estimate its ultimate financial impact. Our opinion is not modified with respect to this matter.

Other Matters

University of Guam Endowment Foundation, Inc.

In our report dated May 2, 2019, we expressed a qualified opinion on the 2017 financial statements of the University of Guam Endowment Foundation, Inc. in accordance with accounting principles generally accepted in the United States of America because of its inability to evaluate the carrying value of its donated land held for sale. The Foundation subsequently adjusted the financial statements for the impairment loss associated with the land held for sale to conform with accounting principles generally accepted in the United States of America. Accordingly, our present opinion on the 2017 financial statements, as presented herein, is different from that expressed in our previous report.

Required Supplementary Information

Accounting principles generally accepted in the United States of America require that the Management's Discussion and Analysis on pages 4 through 13 as well as the Schedules of Proportional Share of the Net Pension Liability on pages 55 through 57, the Schedule of Pension Contributions on page 58, the Schedule of Changes in the Proportionate Share of the Total OPEB Liability and Related Ratios on page 59 the Schedule of Proportionate Share of the Total OPEB Liability on page 60, and the Schedule of OPEB Contributions on page 61 be presented to supplement the basic financial statements. Such information, although not a part of the basic financial statements, is required by GASB who considers it to be an essential part of financial reporting for placing the basic financial statements in an appropriate operational, economic, or historical context. We have applied certain limited procedures to the required supplementary information in accordance with auditing standards generally accepted in the United States of America, which consisted of inquiries of management about the methods of preparing the information and comparing the information for consistency with management's responses to our inquiries, the basic financial statements, and other knowledge we obtained during our audit of the basic financial statements. We do not express an opinion or provide any assurance on the information because the limited procedures do not provide us with sufficient evidence to express an opinion or provide any assurance.

Other Financial Information


Our audits were conducted for the purpose of forming opinions on the financial statements that collectively comprise the University's basic financial statements. The schedules of salaries, wages and benefits and the schedules of expenses by object category on pages 62 through 66, the schedules of total revenue information on page 67 and the schedules and notes to schedules of fund restriction matrix on pages 68 and 69 are presented for purposes of additional analysis and are not a required part of the basic financial statements.

The schedules of salaries, wages and benefits, the schedules of expenses by object category, the schedules of total revenue information, and the schedules of fund restriction matrix are the responsibility of management and were derived from and relate directly to the underlying accounting and other records used to prepare the basic financial statements. Such information has been subjected to the auditing procedures applied in the audits of the basic financial statements and certain additional procedures, including comparing and reconciling such information directly to the underlying accounting and other records used to prepare the basic financial statements or to the basic financial statements themselves, and other additional procedures in accordance with auditing standards generally accepted in the United States of America. In our opinion, the comparative schedules of salaries, wages and benefits, of expenses by object category, and of total revenue information are fairly stated, in all material respects, in relation to the basic financial statements as a whole.

The schedule of employee information on page 66 has not been subjected to the auditing procedures applied in the audit of the basic financial statements, and accordingly, we do not express an opinion or provide any assurance on it.

Other Reporting Required by *Government Auditing Standards*

In accordance with *Government Auditing Standards*, we have also issued our report dated May 18, 2020, on our consideration of the University's internal control over financial reporting and on our tests of its compliance with certain provisions of laws, regulations, contracts, and grant agreements and other matters. The purpose of that report is to describe the scope of our testing of internal control over financial reporting and compliance and the results of that testing, and not to provide an opinion on internal control over financial reporting or on compliance. That report is an integral part of an audit performed in accordance with *Government Auditing Standards* in considering the University's internal control over financial reporting and compliance.

A handwritten signature in black ink that reads "Deloitte + Stacke LLP". The signature is written in a cursive, stylized font.

May 18, 2020

UNIVERSITY OF GUAM
(A Component Unit of the Government of Guam)

Management's Discussion and Analysis
Years Ended September 30, 2019 and 2018

INTRODUCTION

Management's discussion and analysis (MD&A) provides an overview and better understanding of the University's financial position and the results of activities for the fiscal year ended September 30, 2019. Management has prepared this overview as required supplemental information to the financial statements and the footnotes that follow. This MD&A should be read in conjunction with the financial statements and accompanying footnotes.

The University. Public Law 13-194, The Higher Education Act of 1976, established the University as a non-membership, non-profit, public corporation under a Board of Regents appointed by the Governor with the advice and consent of the Guam Legislature. We are a public, open-admissions, four-year, land-grant institution on Guam in the Marianas Islands and have been continuously accredited by the Western Association of Schools and Colleges Senior College and University Commission (WSCUC). Our 3,563 students (Fanuchanan '19 (Fall)) are multicultural, multilingual and 45.9% Asian, 45.3% Pacific Islander, 8.8% other. We offer 15 master's and 25 bachelor's degree programs. Continuing education, professional development and English language training are available. Our 982 employees, include 188 full-time faculty, 42 administrators and 342 full time staff and 412 part-time staff and faculty adjuncts.

The Leadership. A nine-member Board of Regents governs the University. Elvin Y. Chiang is the Board Chairperson; Mari Flor Herrero is Vice Chairperson; Jerold Filush is Treasurer and audit committee chair; Thomas W. Krise, Ph.D., is the University's 11th President; Anita Borja Enriquez, DBA, is Senior Vice President for Academic and Student Affairs; Randall V. Wiegand is Vice President for Administration and Finance. There is an elected Faculty Senate.

The vision statement of the University is Transforming lives, advancing communities. Our University community is focused on our mission of *Ina, Diskubre, Setbe (to Enlighten, to Discover, to Serve)* – the University of Guam empowers the region by uniting island wisdom with universal sources of enlightenment to support exceptional education, discovery, and service that respects and benefits local and global communities. Since arriving at the University, President Krise has been developing the Para Hulo' (ever upward) strategic plan which builds on the progress from the prior Good to Great planning framework. The top tier strategic initiatives of the plan are Being recognized as a Research University centered in island wisdom and Leading as a Partnership University. The initiatives that build into the top tier initiatives are Enriching the Student Experience, Becoming a model for operation and customer service in Guam and all of Micronesia, Growing our Financial Resources, and Building and sustaining our infrastructure. The final pieces of the strategic plan were adopted by the Board of Regents in February 2020.

THE FINANCIAL STATEMENTS

The report includes three financial statements: i) the Statement of Net Position; ii) the Statement of Revenues, Expenses and Changes in Net Position; and iii) the Statement of Cash Flows. They are prepared in accordance with Governmental Accounting Standards Board (GASB) principles, which establish standards for external financial reporting for colleges and universities. The fiscal year ends September 30.

UNIVERSITY OF GUAM
(A Component Unit of the Government of Guam)

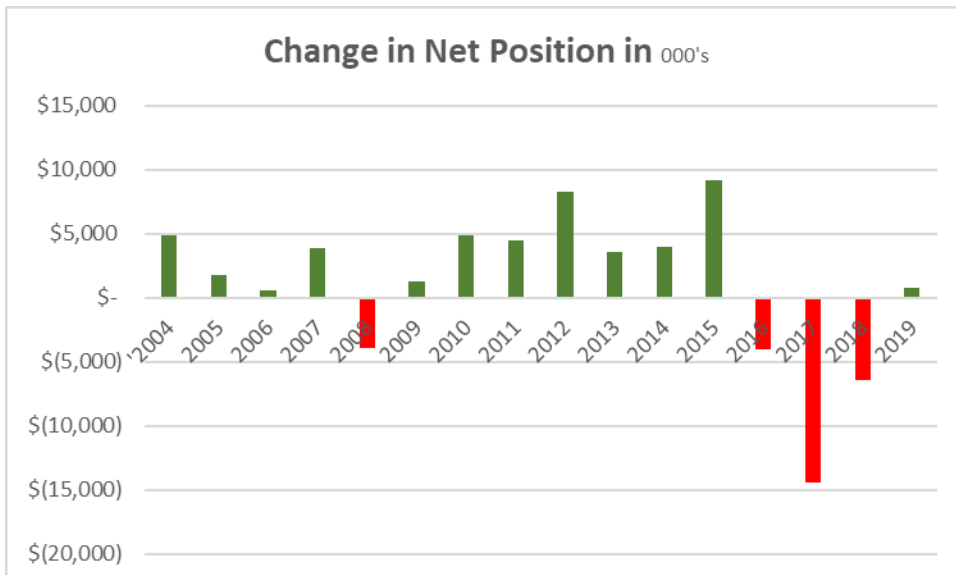
Management’s Discussion and Analysis
 Years Ended September 30, 2019 and 2018

The University is reported as a component unit of the Government of Guam. We also report the financial statements of our component unit, the UOG Endowment Foundation, Inc. The Foundation is a legally separate, tax-exempt, private corporation, whose fiscal year ends December 31. While the University does not control the Foundation, the resources and income of the Foundation can only be used for the University’s benefit. The financial statements also included the financial statements of the Research Corporation of the University of Guam (RCUOG). RCUOG is a public corporation and the affairs of the research corporation are under the general management and control of the UOG Board of Regents.

FY2019 FINANCIAL HIGHLIGHTS AND STRATEGIC INSTITUTIONAL OUTCOMES

During Fiscal Year 2018 the University implemented GASB 75 which had a significant impact on the University’s financial statements. This statement continues to have significant impact on the financial statements for the period ending September 30, 2019. The University’s change in net position increased from a loss of \$6.4 million to a gain of \$0.7 million. Factors contributing to the gain are as follows:

- The University sought to restore its general operations appropriation to its FY17 level of \$30.7 million. The result was a further decrease in appropriations to \$27,456,655 from \$27,877,201. Government of Guam revenues continue to be negatively impacted by the passage of the Tax Cuts and Jobs Act of 2017. Because Guam’s tax code mirrors that of the U.S. Federal Government, the impact of the Act reduced projected revenues for the government.
- The Department of Administration improved its fiscal operations to allow for the University to receive level allotments throughout the year. The Governor of Guam, the Guam Legislature and the Department of Administration worked to ensure that the University received its full appropriation for the first time in four fiscal years.
- The University paid off its debt service related to a 1993 bond issuance.
- The University recorded a gain in net position reversing a three year trend.



UNIVERSITY OF GUAM
(A Component Unit of the Government of Guam)

Management's Discussion and Analysis
Years Ended September 30, 2019 and 2018

Important financial data include:

- The presentation of expenses changed as a result of the implementation of GASB No. 75.
- The University's costs have been increasing while the revenues the University receives has been decreasing. The rollout of the New School of Engineering continues.
- There has been a financial gain for the first time in four years since University appropriations were reduced and inconsistent.
- Enrollment for the Fanuchanan semester (Fall) 2019 was 3,509. This was the fourth straight decline in enrollment. The University is developing programs to reach into local high schools in order to attract more high school graduates to the University. The University generates 62% of revenues; GovGuam provides 38%.
- The University has converted all of its classes to an online basis as a result of the COVID-19 pandemic. The University believes this action will open doors to attract additional pools of students to attend in future semesters.
- Federal grants and contracts grew by more than \$2 million during the year.

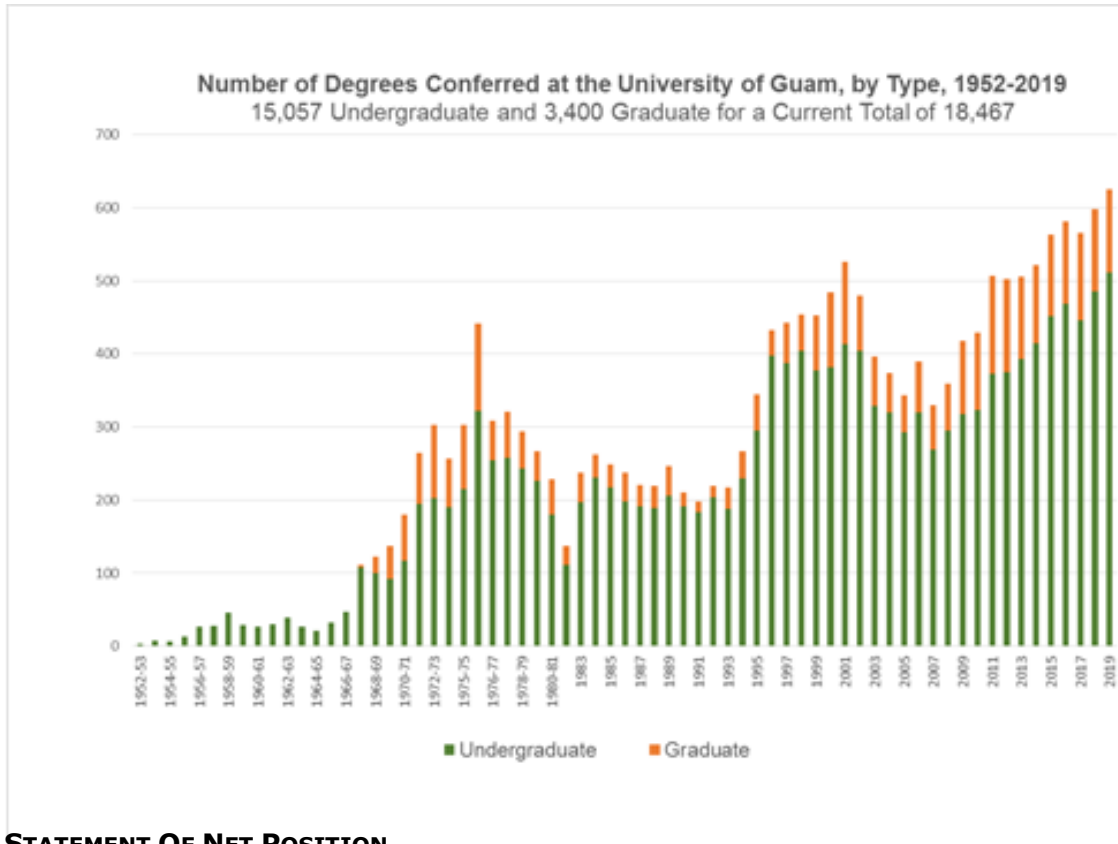
Significant institutional outcomes that affect financial statements and resources include:

- Enrollment for the Fanuchanan (Fall) semester was 3,509 students. The credit hour production for the semester was 42,404.
- The University completed an economic study that indicated that the University contributes nearly \$40 million in free tax receipts to the government revenues. This is nearly \$13 million more than the University receives in general operations appropriations.
- 619 undergraduate and graduate degrees were conferred in Academic Year '18-19. Total degrees conferred by the University now stand at 18,452. These former students are the professional backbone and leadership of our island and region.
- GOREX – the Guam Open Research and Education Exchange was initiated during the period. This provides up to 100 Gbps networking speed through the University of Hawaii. This also positions the University in a stronger position to be recognized as a Research and Education hub for the Pacific Rim region.
- Academic quality, student success and institutional sustainability are evidenced by primary accreditation for eight (8) years from the Western Association of Schools and Colleges Senior College and University Commission (WSCUC) and by secondary accreditation for the professional schools. During 2016, the University received a favorable review from WSCUC (formerly WASC).
- The University has completed the planning phase of the Para Hulo' strategic planning process and is now moving into the execution phase.
- The University has been achieving the goals set forth in its \$6 million grant from the National Science Foundation's Experimental Program to Stimulate Competitive Research (EPSCoR) which includes the development of a database of marine life whose habitat is near and around the island. The grant period runs from October 1, 2015 to September 30, 2020. The University has submitted its application seeking an increase in this funding for the next five year period.

The graph on the next page shows progress towards ensuring students persevere in the program long enough to graduate. The University has made significant efforts in recent years to ensure the University retains students after their freshman and sophomore years. Even though the enrollment has been dropping in recent years, the number of students graduating has been increasing.

UNIVERSITY OF GUAM
(A Component Unit of the Government of Guam)

Management's Discussion and Analysis
Years Ended September 30, 2019 and 2018



STATEMENT OF NET POSITION

The statement of net position is similar to a balance sheet. It presents information on assets, liabilities and the resources remaining after liabilities are satisfied. The statement is an indicator of overall financial condition, and whether financial health has improved or deteriorated during the fiscal year.

UNIVERSITY OF GUAM
(A Component Unit of the Government of Guam)

Management's Discussion and Analysis
Years Ended September 30, 2019 and 2018

SUMMARY STATEMENTS OF NET POSITION (IN \$000's)

	<u>2019</u>	<u>2018</u>	<u>2017</u>
Noncapital assets	\$ 65,909	\$ 69,480	\$ 68,269
Capital assets	66,387	66,242	67,437
Deferred outflows of resources	<u>19,883</u>	<u>18,850</u>	<u>24,200</u>
Total assets and deferred outflows of resources	\$ <u>152,179</u>	\$ <u>154,572</u>	\$ <u>159,906</u>
Current liabilities	\$ 15,521	\$ 16,074	\$ 14,379
Noncurrent liabilities	193,406	225,133	239,098
Deferred inflows of resources	<u>43,568</u>	<u>14,425</u>	<u>1,062</u>
Total liabilities and deferred inflows of resources	<u>252,495</u>	<u>255,632</u>	<u>254,539</u>
Net investment in capital assets	55,583	55,175	56,123
Restricted, nonexpendable	9,348	9,262	6,374
Restricted, expendable	23,095	24,783	24,635
Unrestricted	<u>(188,342)</u>	<u>(190,280)</u>	<u>(181,765)</u>
Total net position	<u>(100,316)</u>	<u>(101,060)</u>	<u>(94,633)</u>
Total liabilities, deferred inflow of resources and net position	\$ <u>152,179</u>	\$ <u>154,572</u>	\$ <u>159,906</u>

For the last two years, the overall financial position of the University has been stable to slightly negative. The cash pressures from reduced allotments from the government have put pressure on expenditures and cash reserves. The Board of Regents has adopted a plan of approving a 5% tuition increase for each of the next six semesters. This should help to reverse the declining cash balances. The area with the most significant changes have been in the deferred outflow and inflow accounts as a result of the implementation of GASB No. 68, GASB No. 73, and GASB No. 75. We attribute this to a settling in of the new rules. Because the University has been under spending constraints for the last two years, there have not been any significant assets added. The change in capital assets is mostly explained by the depreciation of University assets. The University has received a grant for the construction of a new cultural repository to be constructed on campus. This will be the first new major asset in more than a decade.

UNIVERSITY OF GUAM
(A Component Unit of the Government of Guam)

Management's Discussion and Analysis
 Years Ended September 30, 2019 and 2018

STATEMENT OF REVENUES, EXPENSES AND CHANGES IN NET POSITION

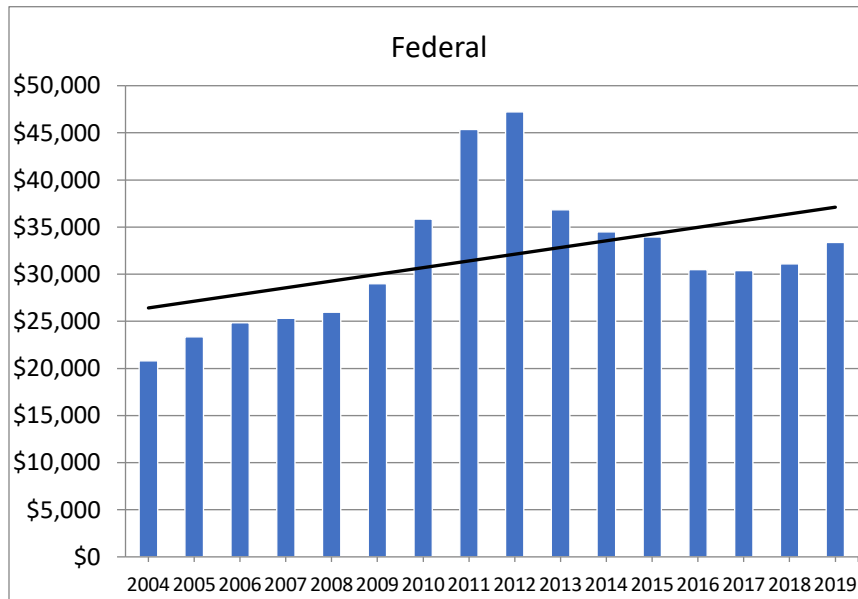
The statement of revenues, expenses and changes in net position provides details of operating and non-operating revenues and expenditures, similar to an income statement.

SUMMARY STATEMENTS OF REVENUES, EXPENSES AND CHANGES IN NET POSITION (IN \$000's)

	<u>2019</u>	<u>2018</u>	<u>2017</u>
Operating Revenues, Net	\$ 57,629	\$ 57,035	\$ 54,009
Operating Expenses	<u>91,109</u>	<u>99,617</u>	<u>101,063</u>
Operating Revenues Net of Operating Expenses	(33,480)	(42,582)	(47,054)
Non-Operating and Other Revenues and Expenses	<u>34,224</u>	<u>36,155</u>	<u>32,674</u>
Increase (Decrease) in Net Position	744	(6,427)	(14,380)
Net Position – Beginning of Year	<u>(101,060)</u>	<u>(94,633)</u>	<u>(80,254)</u>
Net Position – End of Year	\$ <u>(100,316)</u>	\$ <u>(101,060)</u>	\$ <u>(94,633)</u>

Tuition revenue declined as a result of decreased enrollment. This was offset by an increase in revenue from federal grants and contract resulting from increased grant activity. The changes in expenses are mostly resulting from the application of the new GASB pronouncements. Expenses had increased prior to that application. The fluctuations in non-operating revenues were mostly tracking changes in investment performance.

The following graph reflects grant activity for the last decade:

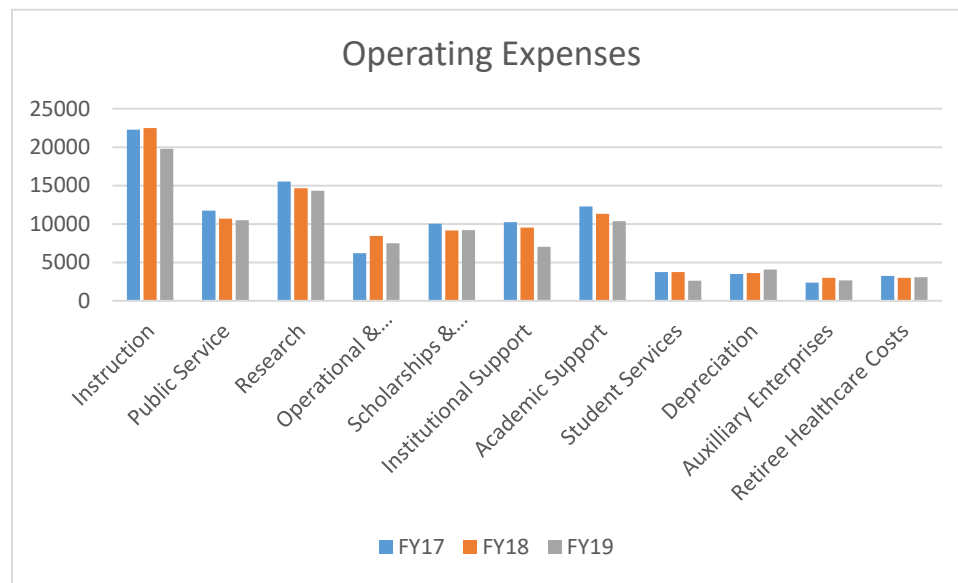


UNIVERSITY OF GUAM
(A Component Unit of the Government of Guam)

Management's Discussion and Analysis
Years Ended September 30, 2019 and 2018

Federal grant revenues increased for the first time since the final ARRA projects were completed. It is the ARRA funds that account for the sharp increase in grant revenue from 2010 to 2015. Increasing revenues from federal grants has been a major focus of the University in recent years and has resulted in a \$6 million five-year (EPSCoR) grant. UOG is pursuing an increase in this grant from the National Science Foundation (NSF) when the initial term runs out in 2020. This NSF grant has opened doors to other funding opportunities for the University.

Changes to operating expenses fluctuated largely as a result of the implementation of GASB No. 75. The University spent \$44.6 million directly on its core mission. Of that, 44% went to instruction, 24% to public service and 32% to research.



STATEMENT OF CASH FLOWS

This statement provides information about the ability to generate the cash flows needed to meet financial obligations and the extent to which external financing is being used to fund operations.

STATEMENTS OF CASH FLOW (IN \$000's)

	<u>2019</u>	<u>2018</u>	<u>2017</u>
Cash provided by (used in):			
Operating activities	\$ (29,734)	\$ (29,932)	\$ (28,236)
Non-capital financing activities	32,259	30,879	34,879
Capital and financing activities	(4,635)	(3,331)	(343)
Investing activities	<u>4,384</u>	<u>986</u>	<u>(2,386)</u>
Net Change in Cash and Cash Equivalents	2,274	(1,398)	3,914
Cash and Equivalents – Beginning of Year	<u>8,250</u>	<u>9,648</u>	<u>5,734</u>
Cash and Equivalents – End of Year	\$ <u>10,524</u>	\$ <u>8,250</u>	\$ <u>9,648</u>

UNIVERSITY OF GUAM
(A Component Unit of the Government of Guam)

Management's Discussion and Analysis
Years Ended September 30, 2019 and 2018

Cash flow reflects the pressure as a result of reduced, uncertain, and inconsistent allotment payments. This was improved in Fiscal Year 2019 as a result of the full payment of the appropriation. Investing activities accounted for most of the other significant changes.

The cash position at fiscal year-end is normally higher than the cash position during the year. This is because Fall semester tuition payments are received in August and September of each Fall semester whereas the related costs are spread out through the semester. Tuition revenues are subsequently allocated for academic expenses during the remainder of the academic year, which overlaps the fiscal year. Financial planning requires that there be an adequate amount of cash on hand at the start of the new fiscal year to pay for prior year encumbrances, insurance premiums, infrastructure and operating needs which are weighted toward the beginning of the academic year. Board policy requires cash reserves for financial stability and long-term viability. A reserve fund and sub-accounts were established and funded starting in FY09 and had been continuously funded since then until Fall 2016 when the funds were depleted due to non-payment of appropriations.

CAPITAL ASSETS AND LONG-TERM DEBT

Capital Assets: At the end of FY19, the University had \$122.7 million invested in depreciable capital assets. This represents an increase in net capital assets (including additions and deletions) of \$1.5 million or 1.2% over the previous year. The University completed a project to harden two classrooms with 75% funding received from the Federal Emergency Management Agency. The University is nearing completion of the construction of a new science laboratory on the second floor of the science building. The University also completed some emergency air conditioning repairs. The University had accrued \$63.9 million in accumulated depreciation against the assets. Net capital assets were \$58.8 million, a decrease from the prior year's \$61.3 million. For additional information concerning capital assets, refer to Note 5 to the financial statements.

Long-Term Debt: The University has a note payable that is outstanding with the United States Department of Agriculture (USDA). The note payable was created in October 2001 through Public Law 26-48 for an amount not to exceed \$13.5 million for the purposes of constructing certain facilities on campus. On December 6, 2016, the University entered into a lease/lease back arrangement with the UOG Endowment Foundation. The University leased property to the Foundation in order to construct a Student Success Center and an Engineering Annex. The University signed agreements to lease the buildings back from the Foundation. The leases are expected to expire in 2056. Related to the leases, the Foundation entered into promissory notes with the United States Department of Agriculture on December 5, 2016 in the amount of \$21.7 million. In May 2019, the University was notified that the loan was being de-obligated as a result of the length of time since the loan was initially obligated by USDA. The University is currently working on an expedited review of a new loan for the same projects. UOG will revise the lease/lease back arrangement with the Foundation to incorporate the terms of the new USDA note. As of September 30, 2019 and 2018, the University had long-term debt of \$10.8 and \$11.1 million, respectively. The University made the final payments on its bond obligations in November 2018. See Note 6 to the financial statements for additional information.

UNIVERSITY OF GUAM
(A Component Unit of the Government of Guam)

Management's Discussion and Analysis
Years Ended September 30, 2019 and 2018

University of Guam: Implementing Para Hulo'

The planning phase of the Para Hulo' (ever upward) strategic planning process has been completed. Significant initiatives to be executed include improving the Carnegie research classification, improving the ability of the University to partner with other universities to grow our capabilities, enhancing the student experience, continuing efforts to provide better customer service, improving the financial sustainability of the University, and addressing issues related to the University's infrastructure.

The University is grateful for the efforts of the Governor of Guam, the Guam Legislature, and the Director of the Department of Administration to improve the timing and consistency of allotment payments and to ensure that the full amount of appropriations are allotted to the University. However, the University continues to struggle to absorb the reduction in appropriations following the Tax Cut and Jobs Act of 2017. The reduction came at a time when all of the University's costs are increasing and the new Engineering degree program is requiring full funding. The University continues to look for ways to create alternative streams of revenue to lessen the dependence of the University on the appropriation from the local government.

Below are initiatives that have been initiated and/or completed in recent years:

- The Water and Environmental Research Institute was named one of the top 12 such institutes in the country.
- The new School of Engineering has been approved for a full four-year Civil Engineering degree. An application to the Accreditation Board for Engineering and Technology is being sought for the program.
- The University received a \$12 million appropriation from the Department of Defense for the construction of a Cultural Repository to process bones and artifacts discovered during the military buildup. The repository will be constructed on the UOG campus and will be overseen by the Dean of Libraries for the University.
- RCUOG has received a grant to construct a new building for the Water and Environmental Research Institute. The new facility will include a laboratory that can increase the testing services it provides to the Guam Waterworks Authority and other businesses on the island.
- The University entered into a lease agreement wherein the Guam Aquaculture Development and Training Facility was leased to RCUOG. RCUOG further leased the facility to a private company to revitalize the assets and provide a share of revenues to the University.
- The School of Health received an eight year renewal from the Accreditation Commission for Education in Nursing.
- The School of Business and Public Administration received a 7 year accreditation from the International Accreditation Council for Business Education.
- The University has been awarded a five-year \$6 million grant from the U.S. National Science Foundation Experimental Program to Stimulate Competitive Research grant (EPSCoR) to develop research capacity. The University also was awarded a cancer grant from the National Institute of Health in partnership with the University of Hawaii.
- The University received its second consecutive 8-year accreditation renewal for the first time in the school's history.

UNIVERSITY OF GUAM
(A Component Unit of the Government of Guam)

Management's Discussion and Analysis
Years Ended September 30, 2019 and 2018

- GOREX – The Guam Open Research Exchange was initiated in January 2018. UOG is connected to the University of Hawaii (UH) through a 100 Gigabyte line. UH is connected through Internet2 to hundreds of other research universities in the mainland. This also opens the door for UOG to take advantage of its location and serve as a regional hub for Internet2 connectivity.
- Students take advantage of opportunities such as courses at California's Scripps Institute and Japan's Meio University through agreements that partner the University with the world's premiere ocean and earth science institute and with several regional universities.

For further news and up-to-date information concerning the University of Guam, please visit the website at www.uog.edu for our annual report, financial statements, WASC reports and other publications.

UNIVERSITY OF GUAM
(A Component Unit of the Government of Guam)

Statements of Net Position - University Only
September 30, 2019 and 2018

	2019	2018
<u>Assets and Deferred Outflows of Resources</u>		
Current assets:		
Cash and cash equivalents	\$ 10,523,823	\$ 8,250,391
Short-term investments	7,358,865	11,289,916
Due from Government of Guam	-	1,102,349
Tuition receivable, net of an allowance for doubtful accounts of \$4,836,709 in 2019 and \$4,514,589 in 2018	7,499,429	7,803,872
Due from the US Federal government	4,873,157	4,202,298
Due from University of Guam Endowment Foundation, Inc.	325,000	525,000
Other receivables, net of an allowance for doubtful accounts of \$1,335,781 in 2019 and \$433,908 in 2018	199,143	1,627,873
Inventories	806,779	674,936
Other current assets	708,825	290,823
Total current assets	32,295,021	35,767,458
Noncurrent assets:		
Restricted cash and cash equivalents	1,913,398	2,247,252
Restricted investments	4,900,974	5,877,554
Investments	12,108,206	11,290,549
Endowment investments	14,692,237	14,297,678
Capital assets:		
Depreciable capital assets, net of accumulated depreciation	58,807,888	61,314,906
Nondepreciable capital assets	7,578,870	4,927,532
Total noncurrent assets	100,001,573	99,955,471
Deferred outflows of resources:		
Deferred outflows from OPEB	8,745,158	11,072,936
Deferred outflows from pension	11,137,450	7,776,753
Total deferred outflows of resources	19,882,608	18,849,689
	\$ 152,179,202	\$ 154,572,618
<u>Liabilities, Deferred Inflows of Resources and Net Position</u>		
Current liabilities:		
Current portion of long-term debt	\$ 276,137	\$ 264,171
Accounts payable and accrued liabilities	5,775,955	5,469,808
Unearned revenues	8,575,257	9,464,117
Current portion of accrued annual leave	893,498	875,483
Total current liabilities	15,520,847	16,073,579
Noncurrent liabilities:		
Long-term debt, net of current portion	10,527,253	10,803,390
Deposits held on behalf of others	274,201	171,712
Accrued annual leave, net of current portion	975,498	1,011,574
DCRS sick leave liability	1,512,059	2,941,422
Net OPEB liability	92,474,461	125,480,519
Net pension liability	87,642,038	84,724,402
Total noncurrent liabilities	193,405,510	225,133,019
Deferred inflows of resources:		
Deferred inflows from OPEB	41,251,320	10,884,237
Deferred inflows from pension	2,316,425	3,541,353
Total deferred inflows of resources	43,567,745	14,425,590
Total liabilities and deferred inflows of resources	252,494,102	255,632,188
Commitments and contingencies		
Net position:		
Net investment in capital assets	55,583,370	55,174,877
Restricted, nonexpendable	9,348,618	9,262,498
Restricted, expendable	23,095,537	24,782,671
Unrestricted	(188,342,425)	(190,279,616)
Total net position	(100,314,900)	(101,059,570)
	\$ 152,179,202	\$ 154,572,618

See accompanying notes to financial statements.

UNIVERSITY OF GUAM ENDOWMENT FOUNDATION, INC.Statements of Financial Position
December 31, 2018 and 2017

<u>ASSETS</u>	<u>2018</u>	<u>2017</u> <u>(As Restated)</u>
Cash and cash equivalents	\$ 534,648	\$ 1,247,244
Pledges and other receivables, net of an allowance for doubtful accounts of \$114,748 at December 31, 2018 and 2017	1,876,843	1,967,679
Investment in Bank of Guam stock	1,781,900	1,733,482
Investments in securities at fair value	11,296,916	11,130,153
Land held for sale	2,704,743	2,704,743
Equipment, net	4,951	8,714
	<u>\$ 18,200,001</u>	<u>\$ 18,792,015</u>
 <u>LIABILITIES AND NET ASSETS</u> 		
Liabilities:		
Accounts payable and accrued expenses	\$ 479,430	\$ 179,123
Total liabilities	<u>479,430</u>	<u>179,123</u>
Commitment		
Net assets:		
Without donor restrictions	4,635,320	5,658,261
With donor restrictions	<u>13,085,251</u>	<u>12,954,631</u>
Total net assets	<u>17,720,571</u>	<u>18,612,892</u>
	<u>\$ 18,200,001</u>	<u>\$ 18,792,015</u>

See accompanying notes to financial statements.

UNIVERSITY OF GUAM
(A Component Unit of the Government of Guam)

Statements of Revenues, Expenses and Changes in Net Position - University Only
Years Ended September 30, 2019 and 2018

	2019	2018
Operating revenues:		
Student tuition and fees	\$ 23,917,758	\$ 24,727,549
Less scholarship discounts and allowances	(11,149,952)	(11,147,587)
	12,767,806	13,579,962
Federal grants and contracts	33,374,755	31,077,851
Government of Guam grants and contracts	766,821	1,342,998
Private grants and contracts	1,496,028	1,039,469
Sales and services of education department	470,105	542,865
Auxiliary enterprises	1,853,553	1,732,692
Other revenues	8,038,222	8,734,507
	58,767,290	58,050,344
Total operating revenues	58,767,290	58,050,344
Bad debts provision	(1,137,784)	(1,015,086)
	57,629,506	57,035,258
Net operating revenues	57,629,506	57,035,258
Operating expenses:		
Instruction	19,789,878	22,487,205
Research	14,335,457	14,646,465
Public service	10,492,963	10,710,287
Academic support	10,377,431	11,316,928
Scholarships and fellowships	9,204,871	9,153,335
Operational and maintenance, plant	7,504,615	8,441,706
Institutional support	7,014,570	9,515,942
Depreciation	4,077,164	3,617,402
Auxiliary enterprises	2,652,441	3,004,132
Student services	2,597,485	3,745,744
Retiree healthcare costs and other pension benefits	3,062,258	2,978,001
	91,109,133	99,617,147
Total operating expenses	91,109,133	99,617,147
Operating loss	(33,479,627)	(42,581,889)
Nonoperating revenues (expenses):		
Government of Guam appropriations:		
Operations	28,482,415	26,684,719
Student financial aid program	3,287,524	3,204,052
Guam Cancer Trust Fund	-	2,786,270
Capital expenditure loan repayment	423,739	500,000
Retiree healthcare costs and other pension benefits	3,062,258	2,978,001
Lease repayment	990,744	602,349
Net contributions (to) from Endowment Foundation	(100,000)	200,000
Net investment income	693,503	1,736,947
Loss on fixed assets disposal	(97,210)	-
Interest on capital assets - debt related	(485,888)	(504,036)
Debt service - DOA bond	(2,027,788)	(2,027,788)
Transfer to Agency Fund	(5,000)	(5,000)
	34,224,297	36,155,514
Total nonoperating revenues, net	34,224,297	36,155,514
Change in net position	744,670	(6,426,375)
Net position at beginning of year	(101,059,570)	(94,633,195)
Net position at end of year	\$ (100,314,900)	\$ (101,059,570)

See accompanying notes to financial statements.

UNIVERSITY OF GUAM ENDOWMENT FOUNDATION, INC.

Statement of Activities
Year Ended December 31, 2018

	<u>Without Donor Restrictions</u>	<u>With Donor Restrictions</u>	<u>Total</u>
Revenues, gains and other income:			
Net investment loss	\$ (710,395)	\$ (117,710)	\$ (828,105)
Contributions	81,037	713,056	794,093
In-kind donations	47,500	-	47,500
Fundraising activities	40,008	160,215	200,223
Others	473	-	473
Net assets released from restrictions:			
Satisfaction of program restrictions	<u>624,941</u>	<u>(624,941)</u>	<u>-</u>
Total revenues	<u>83,564</u>	<u>130,620</u>	<u>214,184</u>
Expenses and losses:			
Program services:			
Scholarships	<u>77,458</u>	<u>-</u>	<u>77,458</u>
Total program services	<u>77,458</u>	<u>-</u>	<u>77,458</u>
Support services:			
Management and general	873,399	-	873,399
Fundraising activities	108,148	-	108,148
In-kind expenses	<u>47,500</u>	<u>-</u>	<u>47,500</u>
Total support services	<u>1,029,047</u>	<u>-</u>	<u>1,029,047</u>
Total expenses	<u>1,106,505</u>	<u>-</u>	<u>1,106,505</u>
Change in net assets	(1,022,941)	130,620	(892,321)
Net assets at beginning of year	<u>5,658,261</u>	<u>12,954,631</u>	<u>18,612,892</u>
Net assets at end of year	<u>\$ 4,635,320</u>	<u>\$ 13,085,251</u>	<u>\$ 17,720,571</u>

See accompanying notes to financial statements.

UNIVERSITY OF GUAM ENDOWMENT FOUNDATION, INC.

Statement of Activities
Year Ended December 31, 2017
As Restated

	<u>Without Donor Restrictions</u>	<u>With Donor Restrictions</u>	<u>Total</u>
Revenues, gains and other income:			
Net investment gains	\$ 1,265,164	\$ 287,482	\$ 1,552,646
Contributions	43,888	587,010	630,898
In-kind donations	5,000	-	5,000
Fundraising activities	28,685	76,986	105,671
Others	47,010	-	47,010
Net assets released from restrictions:			
Satisfaction of program restrictions	<u>406,428</u>	<u>(406,428)</u>	<u>-</u>
Total revenues	<u>1,796,175</u>	<u>545,050</u>	<u>2,341,225</u>
Expenses and losses:			
Program services:			
Scholarships	<u>23,500</u>	<u>-</u>	<u>23,500</u>
Total program services	<u>23,500</u>	<u>-</u>	<u>23,500</u>
Support services:			
Management and general	547,441	-	547,441
In-kind expenses	<u>5,000</u>	<u>-</u>	<u>5,000</u>
Total support services	<u>552,441</u>	<u>-</u>	<u>552,441</u>
Total expenses	<u>575,941</u>	<u>-</u>	<u>575,941</u>
Change in net assets	1,220,234	545,050	1,765,284
Net assets at beginning of year	<u>4,438,027</u>	<u>12,409,581</u>	<u>16,847,608</u>
Net assets at end of year	<u>\$ 5,658,261</u>	<u>\$ 12,954,631</u>	<u>\$ 18,612,892</u>

See accompanying notes to financial statements.

UNIVERSITY OF GUAM
(A Component Unit of the Government of Guam)

Statements of Cash Flows - University Only
Years Ended September 30, 2019 and 2018

	2019	2018
Cash flows from operating activities:		
Student tuition and fees, net	\$ 11,045,605	\$ 13,424,014
Grants, contracts and appropriations	34,966,744	33,064,722
Sales and services of education department	470,105	542,865
Auxiliary services	1,853,553	1,732,692
Other receipts	9,151,442	8,783,247
Payments to employees	(51,668,255)	(50,976,431)
Payments to suppliers	(26,348,891)	(27,349,691)
Payments to students for financial aid	(9,204,871)	(9,153,334)
	(29,734,568)	(29,931,916)
Net cash used for operating activities		
Cash flows from non-capital related financing activities:		
Government of Guam appropriations collected	32,258,983	30,879,014
Cash flows from capital and related financing activities:		
Reduction of due from Endowment Foundation	100,000	-
Interest paid on capital debt	(485,888)	(504,036)
Principal paid on capital debt	(264,171)	(246,024)
Purchases of capital assets	(4,318,696)	(2,422,822)
	(4,968,755)	(3,172,882)
Net cash used for capital and related financing activities		
Cash flows from investing activities:		
Investment income	725,646	653,286
Sale of investments	3,658,272	332,960
Net cash provided by investing activities	4,383,918	986,246
Net change in cash and cash equivalents	1,939,578	(1,239,538)
Cash and cash equivalents, beginning of year	10,497,643	11,737,181
Cash and cash equivalents, end of year	\$ 12,437,221	\$ 10,497,643

Supplemental information on noncash activities:

During the years ended September 30, 2019 and 2018, the University recorded appropriations of \$3,062,258 and \$2,978,001, respectively, for retiree healthcare costs and other pension benefits paid by the Government of Guam on behalf of the University.

See accompanying notes to financial statements.

UNIVERSITY OF GUAM
(A Component Unit of the Government of Guam)

Statements of Cash Flows - University Only, Continued
Years Ended September 30, 2019 and 2018

	2019	2018
Reconciliation of operating loss to net cash used for operating activities:		
Operating loss	\$ (33,479,627)	\$ (42,581,889)
Adjustments to reconcile operating loss to net cash used for operating activities:		
Depreciation	4,077,164	3,617,402
Bad debts expense	1,137,784	1,015,086
Retiree healthcare costs	3,062,258	2,978,001
Noncash pension cost	(1,979,186)	5,530,227
Changes in assets and liabilities:		
Receivables, net	(75,468)	(1,904,389)
Inventories	(131,843)	107,066
Other current assets	(418,002)	147,617
Accounts payable, accrued liabilities and deposits held for others	408,636	578,673
Accrued annual leave	(18,061)	(546)
DCRS sick leave liability	(1,429,363)	(575,873)
Unearned revenues	(888,860)	1,156,709
Net cash used for operating activities	\$ (29,734,568)	\$ (29,931,916)

See accompanying notes to financial statements.

UNIVERSITY OF GUAM
(A Component Unit of the Government of Guam)

Notes to Financial Statements
September 30, 2019 and 2018

1. Organization and Basis of Presentation

Organization

Administrative autonomy was granted to the University of Guam (the University) with the enactment of Public Law No. 13-194, "The Higher Education Act of 1976," which became effective on November 3, 1976. The Act, with subsequent amendments, established the University as a non-membership, not-for-profit corporation of the Government of Guam, under the control and operation of a nine-member Board of Regents appointed by the Governor with the advice and consent of the Legislature. The University is a component unit of the Government of Guam (GovGuam).

Financial Statement Presentation

In June 1999, the Governmental Accounting Standards Board (GASB) issued Statement No. 34, *Basic Financial Statements-and Management's Discussion and Analysis-for State and Local Governments*. This was followed in November 1999 by GASB Statement No. 35, *Basic Financial Statements-and Management's Discussion and Analysis-for Public Colleges and Universities*. The financial statement presentation required by GASB No. 34 and 35, as amended by GASB Statement No. 61, *The Financial Reporting Entity: Omnibus*, provides a comprehensive, entity-wide perspective of the University's assets, deferred outflows of resources, deferred inflows of resources, liabilities, net position, revenues, expenses, changes in net position, and cash flows, and replaces the fund-group perspective previously required.

Basis of Accounting

For financial statement purposes, the University is considered a special-purpose government engaged only in business-type activities. Accordingly, the University's financial statements have been presented using the economic resources measurement focus and the accrual basis of accounting. Under the accrual basis, revenues are recognized when earned, and expenses are recorded when an obligation has been incurred. All significant intra-university transactions have been eliminated. The University reports as a business-type activity, as defined by GASB Statement No. 35. Business-type activities are those that are financed in whole or in part by fees charged to external parties for goods or services.

Reporting Entity

The University of Guam Endowment Foundation, Inc. (the Foundation) is a legally separate, tax-exempt entity which meets the criteria set forth for component units under GASB Statement No. 39, *Determining Whether Certain Organizations are Component Units*. The Foundation provides financial support for the objectives, purposes and programs of the University. Although the University does not control the timing, purpose, or amount of receipts from the Foundation, the resources (and income thereon) that the Foundation holds and invests are restricted to the activities of the University. Because the resources held by the Foundation can only be used by, or for the benefit of, the University, the Foundation is considered a component unit of the University and its Statements of Financial Position and Statements of Activities are separately presented in the University's financial statements. In addition, the Foundation's significant notes are summarized in Note 2.AA below.

The Foundation is a private organization that reports under Financial Accounting Standards Board (FASB) standards, including FASB Accounting Standards Codification Topic ASC 958 ("ASC 958"). As such, certain revenue recognition criteria and presentation features are different from GASB revenue recognition criteria and presentation features. No modifications have been made to the Foundation's financial information in the University's financial reporting entity for these differences.

UNIVERSITY OF GUAM
(A Component Unit of the Government of Guam)

Notes to Financial Statements
September 30, 2019 and 2018

1. Organization and Basis of Presentation, Continued

Reporting Entity, Continued

The Foundation's fiscal year end is December 31. Copies of the Foundation's report can be obtained by contacting the Foundation or visit its website at www.uogendowment.org.

2. Summary of Significant Accounting Policies

- A. Cash and Cash Equivalents. Cash and cash equivalents include cash on hand, cash in banks, money market accounts and time certificates of deposit with original maturities of three month or less.
- B. Restricted Cash and Cash Equivalents. Cash and cash equivalents that are restricted to make debt service payments and purchases or enhance learning resources materials and technology are classified as noncurrent assets in the Statement of Net Position.
- C. Use of Restricted/Unrestricted Net Position. When an expense is incurred for purposes for which both restricted and unrestricted net position are available, the University's policy is to apply restricted net position first.
- D. Short-term Investments. Short-term investments include time certificates of deposit with original maturities of more than three months, but less than one year.
- E. Investments. Investments and related investment earnings are reported at fair value using quoted market prices. Fair value is the price that would be received to sell an asset or paid to transfer a liability (i.e., the exit price) in an orderly transaction between market participants at the date as of which the fair value of an asset or liability is determined.
- F. Accounts Receivable. Accounts receivable consist of tuition and fee charges to students and charges for auxiliary enterprise services provided to students, faculty and staff. Accounts receivable also includes amounts due from U.S. Federal agencies for various federal grant awards as well as amounts due from GovGuam for local appropriations. Accounts receivable are recorded net of an estimated allowance for doubtful accounts, an amount which management believes will be adequate to absorb possible losses on accounts receivable that may become uncollectible based on evaluations of the collectability of these accounts and prior collection experience. The allowance is established through a provision for bad debts charged to expense. Bad debts are written off against the allowance using the specific identification method.
- G. Due from Government of Guam. Due from Government of Guam consists of the remaining balance of legislative annual appropriations and student financial aid funding that have not been received at September 30, 2019 and 2018.
- H. Accounts Receivable - U.S. Federal Government. Accounts receivable from the U.S. Government consist of amounts due from the federal government in connection with reimbursement of allowable expenditures made pursuant to the University's grants and contracts.
- I. Other Receivables. Other receivables consist primarily of auxiliary enterprise services provided to students, faculty, staff, other departments within the University, and to the public. Other receivables also include amounts due from the local government or private sources in relation to the performance of grants and contracts.

UNIVERSITY OF GUAM
(A Component Unit of the Government of Guam)

Notes to Financial Statements
September 30, 2019 and 2018

2. Summary of Significant Accounting Policies, Continued

- J. Inventory. Inventory is stated at the lower of cost, determined using the first-in, first-out method, or market.
- K. Capital Assets. Depreciation is calculated using the straight-line method over estimated useful lives of 5 - 50 years for buildings and improvements and 5 - 15 years for equipment and land improvements. The University's capitalization policy requires acquisitions greater than \$5,000 to be capitalized and depreciated over their estimated useful lives. The assets are carried at cost, except for land and buildings transferred to the University, which were recorded at management's estimate of fair market value at the date of acquisition.
- L. Unearned Revenues. Unearned revenues include amounts received for tuition and fees and certain auxiliary activities prior to the end of the fiscal year but related to the subsequent fiscal year. Unearned revenues also include amounts received from grant and contract sponsors that have not yet been earned.
- M. Deferred Outflows of Resources. In addition to assets, the statements of net position will sometimes report a separate section for deferred outflows of resources. This separate financial statement element, deferred outflows of resources represents a consumption of net position that applies to a future period and so will not be recognized as an outflow of resources (deduction of net position) until then. The University has determined the differences between expected and actual experience with regard to economic or demographic factors in the measurement of the total pension and OPEB liability and pension contributions made subsequent to the measurement date qualify for reporting in this category.
- N. Deferred Inflows of Resources. In addition to liabilities, the statements of net position will sometimes report a separate section for deferred inflows of resources. This separate financial statement element, deferred inflows of resources represents an acquisition of net position that applies to a future period and so will not be recognized as an inflow of resources (additions to net position) until then. The University has determined the differences between projected and actual earnings on pension plan investments and changes in proportion and differences between the University pension contributions and proportionate share of contributions qualify for reporting in this category.
- O. Compensated Absences. Vesting annual leave is accrued and reported as an expense and a liability in the period earned. No liability is accrued for non-vesting sick leave benefits. Annual leave expected to be paid out within the next fiscal year is accrued and is included in current liabilities. The maximum accumulation of annual leave convertible to pay upon termination of employment is limited to 320 hours. Pursuant to Public Law 27-106, employees who have accumulated annual leave in excess of three hundred twenty (320) hours as of February 28, 2003, may carry over their excess and shall use the excess amount of leave prior to retirement or termination from service. Any unused leave over 320 hours shall be lost upon retirement. Public Law 26-86 allows members of the Defined Contribution Retirement System (DCRS) to receive a lump sum payment of one-half of their accumulated sick leave upon retirement. A liability is accrued for estimated sick leave to be paid out to DCRS members upon retirement.

UNIVERSITY OF GUAM
(A Component Unit of the Government of Guam)

Notes to Financial Statements
September 30, 2019 and 2018

2. Summary of Significant Accounting Policies, Continued

- P. Pensions and Other Postemployment Benefits (OPEB). Pensions are required to be recognized and disclosed using the accrual basis of accounting. The University recognizes a net pension liability for the defined benefit pension plan in which it participates, which represents the University's proportional share of excess total pension liability over the pension plan assets – actuarially calculated – of a single employer defined benefit plan, measured one year prior to fiscal year-end and rolled forward. The total pension liability also includes the University's proportionate share of the liability for ad hoc cost-of-living adjustments (COLA) and supplemental annuity (SA) payments that are anticipated to be made to defined benefit plan members and for anticipated future COLA to DCRS members. Changes in the net pension liability during the period are recorded as pension expense, or as deferred inflows of resources or deferred outflows of resources depending on the nature of the change, in the period incurred. Those changes in net pension liability that are recorded as deferred inflows of resources or deferred outflows of resources that arise from changes in actuarial assumptions or other inputs and differences between expected or actual experience are amortized over the weighted average remaining service life of all participants in the qualified pension plan and recorded as a component of pension expense beginning with the period in which they are incurred. Projected earnings on qualified pension plan investments are recognized as a component of pension expense. Differences between projected and actual investment earnings are reported as deferred inflows of resources or deferred outflows of resources and are amortized as a component of pension expense on a closed basis over a five-year period beginning with the period in which the difference occurred.

OPEB is required to be recognized and disclosed using the accrual basis of accounting. The University recognizes a net OPEB liability for the defined benefit OPEB plan in which it participates, which represents the University's proportional share of total OPEB liability - actuarially calculated - of a single employer defined benefit plan, measured one year prior to fiscal year-end and rolled forward. An OPEB trust has not been established thus the OPEB plan does not presently report OPEB plan fiduciary net position. Instead, the OPEB plan is financed on a substantially "pay-as-you-go" basis.

Changes in the net OPEB liability during the period are recorded as OPEB expense, or as deferred inflows of resources or deferred outflows of resources depending on the nature of the change, in the period incurred. Those changes in net OPEB liability that are recorded as deferred inflows of resources or deferred outflows of resources that arise from changes in actuarial assumptions or other inputs and differences between expected or actual experience are amortized over the weighted average remaining service life of all participants in the qualified OPEB plan and recorded as a component of OPEB expense beginning with the period in which they are incurred.

- Q. Grants-in-Aid. Tuition and fees revenue includes grants-in-aid charged to scholarship and fellowship expense for senior citizens, faculty, staff and their dependents. The total of these grants for 2019 and 2018 was \$243,047 and \$221,360, respectively.
- R. Noncurrent Liabilities. Noncurrent liabilities include (1) long-term debt with contractual maturities greater than one year, and (2) estimated amounts for accrued compensated absences, sick leave, pension, OPEB and other liabilities that will not be paid within the next fiscal year.
- S. Net Position. The University's net position is classified as follows:

Net Investment in Capital Assets - This represents the University's total investment in capital assets, net of outstanding debt obligations related to those capital assets. To the extent debt has been incurred but not yet expended for capital assets, such amounts are not included in this section.

UNIVERSITY OF GUAM
(A Component Unit of the Government of Guam)

Notes to Financial Statements
September 30, 2019 and 2018

2. Summary of Significant Accounting Policies, Continued

S. Net Position, Continued

Restricted - Expendable - Restricted expendable net position includes resources that the University is legally or contractually obligated to spend in accordance with restrictions imposed by external third parties.

Restricted - Nonexpendable - Nonexpendable restricted net position consisting of endowment and similar type funds in which donors or other outside sources have stipulated, as a condition of the gift instrument, that the principal is to be maintained inviolate and in perpetuity, and invested for the purpose of producing present and future income, which may either be expended or added to principal.

Unrestricted Net Position - Unrestricted net position represents resources derived from student tuition and fees, state appropriations, sales and services of educational departments and auxiliary enterprises, and indirect revenue on federal grants. These resources are used for transactions relating to the educational and general operations of the University, and may be used at the discretion of the governing board to meet current expenses for any purpose. These resources also include auxiliary enterprises, which are substantially self-supporting activities that provide services for students, faculty and staff.

T. Classification of Revenues. The University has classified its revenues as either operating or nonoperating according to the following criteria:

Operating Revenues - include activities that have the characteristics of exchange transactions, such as (1) student tuition and fees, net of scholarship discounts and allowances, (2) sales and services of auxiliary enterprises, (3) most federal, state and local grants and contracts and federal appropriations, and (4) interest on institutional student loans.

Nonoperating Revenues - include activities that have the characteristics of nonexchange transactions, such as gifts and contributions, and other revenue sources that are defined as nonoperating revenues by GASB Statement No. 9, *Reporting Cash Flows of Proprietary and Nonexpendable Trust Funds and Governmental Entities that Use Proprietary Fund Accounting*, and GASB Statement No. 34, such as local government appropriations and investment income.

U. Scholarship Discounts and Allowances. Student tuition and fee revenues, and certain other revenues from students, are reported net of scholarship discounts and allowances in the Statement of Revenues, Expenses and Changes in Net Position. Scholarship discounts and allowances are the difference between the stated charge for goods and services provided by the University, and the amount that is paid by students and/or third parties making payments on the students' behalf. Certain governmental grants, such as Pell grants, and other federal, state or nongovernmental programs, are recorded as either operating or nonoperating revenues in the University's financial statements. To the extent that revenues from such programs are used to satisfy tuition and fees and other student charges, the University has recorded a scholarship discount and allowance.

V. Financial Assistance Revenue. Government of Guam appropriations designated for student financial assistance programs are made annually for the period from October 1 to September 30. As certain restrictions are placed on these funds, revenue is realized only to the extent that such funds are expended for current purposes.

UNIVERSITY OF GUAM
(A Component Unit of the Government of Guam)

Notes to Financial Statements
September 30, 2019 and 2018

2. Summary of Significant Accounting Policies, Continued

- W. Estimates. The preparation of financial statements in conformity with accounting principles generally accepted in the United States of America requires management to make estimates and assumptions that affect the reported amounts of assets, deferred outflows of resources, liabilities, deferred inflows of resources, and disclosure of contingent assets and liabilities at the date of the statement of net position and the reported amounts of revenue and expenses during the reporting period. Actual results could differ from those estimates.
- X. Risk Management. The University is exposed to various risks of loss related to torts; theft of, damage to, and destruction of assets; errors and omissions; injuries to employees; and natural disasters. The University has elected to purchase commercial insurance from independent third parties for the risks of loss to which it is exposed. Settled claims from these risks have not exceeded commercial insurance coverage in any of the past three years.
- Y. Economic Dependency. The University is dependent on ongoing appropriations from the Government of Guam.
- Z. Certain balances in the 2018 presentation have been reclassified to conform with the 2019 presentation. The University determined that restricted cash should be included with cash and cash equivalents, so the 2018 cash flows statement has been restated to reflect restricted cash as cash and cash equivalents.
- AA. UOG Endowment Foundation Pledges Receivable, Investments, Land Held for Sale, and Restatement

UOG Endowment Foundation Pledges Receivable:

Pledges receivable consist of donations pledged to the Foundation, but not yet received as of December 31, 2018 and 2017. These pledges are payable in installments over periods ranging from one to seven years. Amortization of discount will be included in contribution revenue. Management of the Foundation is of the opinion that the net outstanding balance is collectible in subsequent fiscal years and has reserved for all other long-term receivables.

Included in pledges and other receivables are the following unconditional promises to give:

	<u>2018</u>	<u>2017</u>
SBPA (School of Business and Public Administration) Building and Other	\$ 112,728	\$ 128,108
60 th Anniversary Capital Campaign	<u>1,772,440</u>	<u>1,847,503</u>
Total pledges receivable	1,885,168	1,975,611
Other	<u>106,423</u>	<u>106,816</u>
	1,991,591	2,082,427
Less: allowance for doubtful accounts	<u>(114,748)</u>	<u>(114,748)</u>
	\$ <u>1,876,843</u>	\$ <u>1,967,679</u>

UNIVERSITY OF GUAM
(A Component Unit of the Government of Guam)

Notes to Financial Statements
September 30, 2019 and 2018

2. Summary of Significant Accounting Policies, Continued

AA. UOG Endowment Foundation Pledges Receivable, Investments, Land Held for Sale, and Restatement, Continued

UOG Endowment Foundation Pledges Receivable, Continued:

Pledges receivable at December 31, 2018 are scheduled to be paid as follows:

Less than one year	\$ 344,897
One to five years	790,407
More than five years	<u>2,025,000</u>
	3,160,304
Less unamortized discount	<u>(1,275,136)</u>
	<u>\$ 1,885,168</u>

UOG Endowment Foundation Investments:

The investment portfolio shall be diversified incorporating fixed income and equity holdings. The purpose of diversification is to provide reasonable assurance that no single security (investment) or class of securities (investments) will have a disproportionate or significant impact in the portfolio. The Foundation has selected investment managers who are given authority to buy and sell securities. No investment shall be made in investments that are less than investment grade which is defined as rated BBB or better. Fixed income investments primarily consist of US Treasury Notes, US Government Bonds and Corporate Bonds.

Investments are carried at fair market values based on quoted market prices. Gains and losses on investments are reported in the statements of activities as increases or decreases in net assets without donor restrictions unless their use is restricted by explicit donor stipulations or by law. The composition of investments in securities as of December 31, 2018 and 2017, is as follows:

	<u>2018</u>	<u>2017</u>
Cash	\$ 185,669	\$ 190,755
Equities	815,604	924,527
Fixed income	131,216	134,238
Exchange traded funds	6,646,551	6,813,822
Mutual funds	<u>3,517,876</u>	<u>3,066,811</u>
	<u>\$ 11,296,916</u>	<u>\$ 11,130,153</u>

The Foundation's investment in securities balance at December 31, 2018 and 2017 include cash deposited within the cash sweep program of \$185,669 and \$190,755, respectively, and fully insured by Securities Investor Protection Corporation.

Credit risk for investments is the risk that an issuer or other counterparty to an investment will not fulfill its obligations.

The Foundation's exposure to credit risk at December 31, 2018, was as follows:

<u>Moody's Rating</u>	
AAA/AA+	\$ 79,818
AA2/AA	6,935
A2/A-	8,312
A3/A-	14,589
A3/BBB+	6,585
BAA1/BBB+	8,024
BAA2/BBB	<u>6,953</u>
Total	<u>\$131,216</u>

UNIVERSITY OF GUAM
(A Component Unit of the Government of Guam)

Notes to Financial Statements
September 30, 2019 and 2018

2. Summary of Significant Accounting Policies, Continued

AA. UOG Endowment Foundation Pledges Receivable, Investments, Land Held for Sale, and Restatement, Continued

UOG Endowment Foundation Investments, Continued:

The Foundation's exposure to credit risk at December 31, 2017, was as follows:

<u>Moody's Rating</u>	
AAA/AA+	\$ 79,879
A2/A	8,613
A3/A-	24,079
A3/BBB+	7,187
A3/BBB	7,296
BAA1/BBB+	<u>7,184</u>
Total	<u>134,238</u>

The composition of net (losses) gains on investments in securities as of December 31, 2018 and 2017, is as follows:

	<u>2018</u>	<u>2017</u>
Net unrealized (losses) gains	\$ (1,348,078)	\$ 344,213
Net realized gains	176,625	971,528
Interest income	362,607	269,146
Dividends	77,855	55,373
Fees and other expenses, net	<u>(97,114)</u>	<u>(87,614)</u>
	\$ <u>(828,105)</u>	\$ <u>1,552,646</u>

Investments at December 31, 2018 and 2017, include 65,431 shares of common stock in Bank of Guam (BOG). It also includes 1,000 shares of preferred stock in Bank of Guam (BOG) at December 31, 2018 and 2017. Dividends received from these shares are planned to be used for scholarship purposes and/or purchase of additional Bank of Guam stock as it is available for sale. The BOG shares contain no restrictions and are classified as net assets without donor restrictions.

UOG Endowment Foundation Land Held for Sale:

In 2014, the Foundation received a donation of land comprising approximately 1.24 million square meters, which was recorded at appraised value of \$5,616,469 at the time of receipt. In 2017, the Foundation sold parcels of its donated land, one parcel of land for net proceeds of \$13,300 and another parcel for net proceeds of \$660,058, resulting in a gain from sale of \$46,642. Land held for sale is carried at estimated net realizable value of \$2,704,743 at December 31, 2018 and 2017.

UOG Endowment Foundation Restatement

On August 18, 2016, the FASB issued ASU 2016-14, *Presentation of Financial Statements of Not-for-Profit Entities*, which significantly changes the presentation requirements for financial statements of not-for-profit entities. The ASU amendments are effective for fiscal years beginning after December 15, 2017, and for interim periods within fiscal years beginning after December 15, 2018. The ASU amendment requires the Foundation to present its financial position at the end of the period in two classes of net assets – net assets with donor restrictions and net assets without donor restrictions. Prior to the amendment, net assets are classified as unrestricted, temporarily restricted and permanently restricted. The ASU also requires changes in the statement of activities similar to its presentation of the new classes of net assets.

UNIVERSITY OF GUAM
(A Component Unit of the Government of Guam)

Notes to Financial Statements
September 30, 2019 and 2018

2. Summary of Significant Accounting Policies, Continued

AA. UOG Endowment Foundation Pledges Receivable, Investments, Land Held for Sale, and Restatement, Continued

UOG Endowment Foundation Restatement, Continued

The Foundation's net assets as of December 31, 2017 have been restated to reflect the required presentation as follows:

	<u>As Previously Reported</u>	<u>Adjustment</u>	<u>As Restated</u>
As of December 31, 2017:			
Unrestricted net assets	\$ 5,658,261	\$ (5,658,261)	\$ -
Temporarily restricted net assets	12,454,631	(12,454,631)	-
Permanently restricted net assets	500,000	(500,000)	-
Without donor restrictions net assets	-	5,658,261	5,658,261
With donor restrictions net assets	-	12,954,631	12,954,631

AB. New Accounting Standards

During the year ended September 30, 2019, the University implemented the following pronouncements:

- GASB Statement No. 83, *Certain Asset Retirement Obligations*, which addresses accounting and financial reporting for certain asset retirement obligations (AROs) associated with the retirement of a tangible capital asset.
- GASB Statement No. 88, *Certain Disclosures Related to Debt, including Direct Borrowings and Direct Placements*, which improves the information that is disclosed in notes to government financial statements related to debt, including direct borrowings and direct placements.

The implementation of these statements did not have a material effect on the University's financial statements.

In January 2017, GASB issued Statement No. 84, *Fiduciary Activities*, which establishes criteria for identifying fiduciary activities of all state and local governments. The provisions in Statement No. 84 are effective for fiscal years beginning after December 15, 2018. Management does not believe that the implementation of this statement will have a material effect on the financial statements.

In June 2017, GASB issued Statement No. 87, *Leases*, which establishes a single model for lease accounting based on the foundational principle that leases are financings of the right to use an underlying asset. The provisions in Statement No. 87 are effective for fiscal years beginning after December 15, 2019. Management has yet to determine whether the implementation of this statement will have a material effect on the financial statements.

In June 2018, GASB issued Statement No. 89, *Accounting for Interest Cost Incurred before the End of a Construction Period*, which requires that interest cost incurred before the end of a construction period be recognized as an expense in the period in which the cost is incurred for financial statements prepared using the economic resources measurement focus. The provisions in Statement No. 89 are effective for fiscal years beginning after December 15, 2019. Management does not believe that the implementation of this statement will have a material effect on the financial statements.

UNIVERSITY OF GUAM
(A Component Unit of the Government of Guam)

Notes to Financial Statements
September 30, 2019 and 2018

2. Summary of Significant Accounting Policies, Continued

AB. New Accounting Standards, Continued

In May 2019, GASB issued Statement No. 91, *Conduit Debt Obligations*, which clarifies the existing definition of a conduit debt obligation; establishing that a conduit debt obligation is not a liability of the issuer; establishing standards for accounting and financial reporting of additional commitments and voluntary commitments extended by issuers and arrangements associated with conduit debt obligations; and improving required note disclosures. The provisions in Statement No. 91 are effective for fiscal years beginning after December 15, 2020. Management does not believe that the implementation of this statement will have a material effect on the financial statements.

In May 2020, GASB issued Statement No. 95, *Postponement of the Effective Dates of Certain Authoritative Guidance*, which postpones the effective dates of GASB Statement No.'s 84, 89, 90 and 91 by one year and GASB Statement No. 87 by 18 months; however, earlier application of the provisions addressed in GASB Statement No. 95 is encouraged and is permitted to the extent specified in each pronouncement as originally issued. Management has yet to ascertain whether implementation of these statements will be postponed as provided in GASB Statement No. 95.

3. Deposits and Investments

The deposit and investment policies of the University are governed by pertinent restrictions existing under the laws of Guam with respect to investments. The Board of Regents, with the assistance of a consultant, is required to engage investment managers to manage the fund assets.

Legally authorized investments are as follows:

(i) General Guidelines

- a. U.S. and Non-U.S. Equities include American Depository Receipts, convertible bonds, preferred stock, fixed-income securities, mutual funds and short-term securities.
- b. No individual security of any issuer, other than that of the U.S. Government, shall constitute more than 5% (at cost) of the total fund or 10% (at cost) of any manager's portfolio.
- c. No investment may be made in the securities of a single corporate entity in excess of 15% (at market) of any individual investment manager's portfolio, without prior approval from the University.
- d. Holdings of any issuer shall constitute no more than 5% of the outstanding securities of such issuer.
- e. Investments in a registered mutual fund managed by the investment manager are subject to prior approval of the University.
- f. The following securities and transactions are not authorized without prior written approval from the University: letter stock and other unregistered securities; non-negotiable securities; commodities or other commodity contracts; options; futures; short sales; and margin transactions.

UNIVERSITY OF GUAM
(A Component Unit of the Government of Guam)

Notes to Financial Statements
September 30, 2019 and 2018

3. Deposits and Investments, Continued

(ii) U.S. Fixed Income

- a. All fixed income securities held in the portfolio shall have Moody's, Standard & Poor's and/or Fitch's credit quality rating of no less than "BBB".
- b. U.S. Treasury and U.S. Government agencies, which are unrated securities, are qualified for inclusion in the portfolio and will be considered to be of the highest rating.
- c. No more than 20% of the market value of the portfolio shall be rated less than single "A" quality, unless the manager has specific prior written authorization from the University.
- d. Total portfolio quality (capitalization weighted) shall maintain an "A" minimum weighting.

(iii) Equities

- a. Consistent with the desire to maintain broad diversification, allocation to any economic or industry sector should not be excessive.
- b. Equity holdings shall be restricted to readily marketable securities of corporations that are actively traded on the major exchanges and over the counter.
- c. The managers shall have the discretion to invest a portion of the assets in cash reserves when they deem appropriate.
- d. Common stock and preferred stock of any institution or entity created or existing under the laws of the United States or any other country are permissible investments.

(iv) Cash and Cash Equivalents

- a. Cash equivalent reserves shall consist of cash instruments having a quality rating of A-1, P-1 or their equivalent. U.S. Treasury and Agency securities, Bankers Acceptances, Certificates of Deposit and Collateralized Repurchase Agreements are also acceptable investment vehicles. Custodial Sweep Accounts must be, in the judgment of the investment managers, of credit quality equal or superior to the standards described above.
- b. In the case of Certificates of Deposit, they must be issued by FDIC insured institutions. Deposits in institutions with less than \$10,000,000 in assets may not be made in excess of \$250,000 unless the deposit is fully collateralized by U.S. Treasury Securities.
- c. No single issue shall have a maturity of greater than two years.
- d. Custodial Sweep Account portfolios must have an average maturity of less than one year.

A. Deposits

Custodial credit risk is the risk that in the event of a bank failure, the University's deposits may not be returned to it. Such deposits are not covered by depository insurance and are either uncollateralized, or collateralized with securities held by the pledging financial institution or held by the pledging financial institution but not in the University's name.

UNIVERSITY OF GUAM
(A Component Unit of the Government of Guam)

Notes to Financial Statements
September 30, 2019 and 2018

3. Deposits and Investments, Continued

A. Deposits, Continued

At September 30, 2019 and 2018, the carrying amount of the University's cash and cash equivalents and time certificates of deposit were \$19,796,086 and \$21,787,559, respectively, and the corresponding bank balances were \$26,665,766 and \$28,334,573, respectively. Of the bank balance amounts, \$5,641,369 and \$8,118,750, respectively, are maintained in financial institutions subject to Federal Deposit Insurance Corporation (FDIC) insurance, National Credit Union Administration (NCUA) insurance, or collateralized by securities held by a trustee in the name of the financial institution. The University does not require collateralization of its cash deposits; therefore, deposit levels in excess of FDIC or NCUA insurance coverage are uncollateralized. Accordingly, these deposits are exposed to custodial credit risk.

Restricted cash and cash equivalents:

As of September 30, 2019 and 2018, the University recorded \$2,249,781 and \$2,191,566, respectively, from a tobacco settlement agreement entered into by the Government of Guam to be expended by the University for enhancement of learning resources and technology. The funds may only be expended in accordance with purposes set forth by the Guam Economic Development Authority, a component unit of the Government of Guam. Of the amount recorded, \$1,722,323 and \$1,702,277 at September 30, 2019 and 2018, respectively, is invested in a Federated Short-Intermediate Duration Municipal Trust Service Shares mutual fund, presented as restricted investments in the statements of net position.

As of September 30, 2019 and 2018, the University recorded \$3,344,192 and \$4,992,546, respectively, from the Government of Guam Healthy Futures Fund as appropriations for the Guam Cancer Trust Fund. These funds are allocated to provide financial assistance to organizations that provide patient directed services for the prevention and treatment of cancer. Of the amount recorded, \$3,178,651 and \$4,175,277 at September 30, 2019 and 2018, respectively, is invested time certificates of deposit presented as restricted investments in the statements of net position.

Restricted cash and cash equivalents also include \$750,073 and \$750,134 as of September 30, 2019 and 2018, respectively, designated for debt service, operation and maintenance of a certain facility in compliance with a loan security agreement (see note 6). The remainder of restricted cash and cash equivalents of \$635,867 and \$62,686, respectively, represents funds with various externally imposed restrictions.

B. Investments

Investments held by the University consist of certificates of deposit, money market funds, fixed income securities, mutual funds, and common stock. These investments are held in the name of the University and are accounted for on a pooled basis. The University employs the share method of accounting for pooled investments and for proportionate distribution of income and fees to each fund which participates in the pool.

Investments at September 30, 2019 consist of the following:

	<u>Short-term</u>	<u>Restricted</u>	<u>Long-term</u>	<u>Endowment</u>	<u>Total</u>
Certificates of deposit	\$ 7,358,865	\$ 3,178,651	\$ -	\$ -	\$ 10,537,516
Money market funds	-	-	186,140	225,865	412,005
Fixed income securities	-	-	3,079,326	3,736,489	6,815,815
Common stock	-	-	6,655,945	8,076,401	14,732,346
Mutual funds	-	1,722,323	492,230	597,277	2,811,830
Exchange-traded funds	-	-	<u>1,694,565</u>	<u>2,056,205</u>	<u>3,750,770</u>
	<u>\$ 7,358,865</u>	<u>\$ 4,900,974</u>	<u>\$ 12,108,206</u>	<u>\$ 14,692,237</u>	<u>\$ 39,060,282</u>

UNIVERSITY OF GUAM
(A Component Unit of the Government of Guam)

Notes to Financial Statements
September 30, 2019 and 2018

3. Deposits and Investments, Continued

B. Investments, Continued

Investments at September 30, 2018 consist of the following:

	<u>Short-term</u>	<u>Restricted</u>	<u>Long-term</u>	<u>Endowment</u>	<u>Total</u>
Certificates of deposit	\$ 11,289,916	\$ 4,175,277	\$ -	\$ -	\$ 15,465,193
Money market funds	-	-	151,245	191,527	342,772
Fixed income securities	-	-	2,781,570	3,522,415	6,303,985
Common stock	-	-	6,428,764	8,141,004	14,569,768
Mutual funds	-	1,702,277	491,234	622,069	2,815,580
Exchange-traded funds	-	-	1,437,736	1,820,663	3,258,399
	<u>\$ 11,289,916</u>	<u>\$ 5,877,554</u>	<u>\$ 11,290,549</u>	<u>\$ 14,297,678</u>	<u>\$ 42,755,697</u>

The University's exposure to credit risk at September 30, 2019 and 2018 follows:

<u>Moody's Rating</u>	<u>2019</u>
AAA	\$ 2,185,486
A1/A	510,073
A-	235,900
A2/A-	1,681,791
A3/A-	105,651
A3/BBB+	759,659
BAA3/BBB-	-
BA1/BB	166,372
BA2/BB-	153,270
BA3	27,414
BA3/B+	259,376
B1/B	204,601
B2/B	206,291
B3/BB-	225,146
CAA1/CCC+	21,275
Not rated	<u>73,510</u>
Total credit risk debt securities	<u>\$ 6,815,815</u>

<u>Moody's Rating</u>	<u>2018</u>
AAA	\$ 2,927,698
A1/A	707,793
A2/A	197,340
A3/A	299,721
A3/BBB	227,378
BAA3/BBB-	10,578
BA1/BB+	185,558
BA2/BB	123,263
BA3/BB-	198,240
B1/BB+	243,861
B2/B	244,987
B3/B	106,750
CAA1	40,979
Not rated	<u>789,839</u>
Total credit risk debt securities	<u>\$ 6,303,985</u>

UNIVERSITY OF GUAM
(A Component Unit of the Government of Guam)

Notes to Financial Statements
September 30, 2019 and 2018

3. Deposits and Investments, Continued

B. Investments, Continued

As of September 30, 2019, the University's fixed income securities had the following maturities:

<u>Investment Type</u>	<u>Fair value</u>	<u>Less than 1 year</u>	<u>1 to 5 years</u>	<u>5 to 10 years</u>	<u>More than 10 years</u>
Corporate bonds	\$ 4,556,819	\$ 66,706	\$ 3,416,574	\$ 1,073,539	\$ -
U.S. Government Agency Bonds	1,044,034	-	1,044,034	-	-
U.S. Treasury Notes	1,141,452	-	-	-	1,141,452
Asset Backed Securities	<u>73,510</u>	<u>-</u>	<u>8,301</u>	<u>-</u>	<u>65,209</u>
	<u>\$ 6,815,815</u>	<u>\$ 66,706</u>	<u>\$ 4,468,909</u>	<u>\$ 1,073,539</u>	<u>\$ 1,206,661</u>

As of September 30, 2018, the University's fixed income securities had the following maturities:

<u>Investment Type</u>	<u>Fair value</u>	<u>Less than 1 year</u>	<u>1 to 5 years</u>	<u>5 to 10 years</u>	<u>More than 10 years</u>
Corporate bonds	\$ 3,142,710	\$ -	\$ 2,215,538	\$ 927,172	\$ -
U.S. Government Agency Bonds	824,937	-	435,098	247,963	141,876
U.S. Treasury Notes	<u>2,336,338</u>	<u>-</u>	<u>303,729</u>	<u>1,091,084</u>	<u>941,525</u>
	<u>\$ 6,303,985</u>	<u>\$ -</u>	<u>\$ 2,954,365</u>	<u>\$ 2,266,219</u>	<u>\$ 1,083,401</u>

Custodial risk for investments is the risk that in the event of the failure of the counterparty to the transaction, the University will not be able to recover the value of investment or collateral securities that are in the possession of an outside party. The University's investments are held and administered by investment managers. Accordingly, these investments are exposed to custodial credit risk. Based on negotiated trust and custody contracts, all of these investments were held in the University's name at September 30, 2019 and 2018.

Concentration of credit risk for investments is the risk of loss attributed to the magnitude of an entity's investment in a single issuer. As of September 30, 2019 and 2018, the University did not hold any investment in any one issuer that represented 5% or more of total investments of the University.

Interest rate risk is the risk that changes in interest rates will adversely affect the fair value of debt instruments. The University has a formal investment policy that limits investment maturities as a means of managing its exposure to fair value losses arising from increasing interest rates.

The composition of net investment income (loss) for the years ended September 30, 2019 and 2018 is as follows:

	<u>2019</u>	<u>2018</u>
Interest and dividends from investments	\$ 725,646	\$ 653,286
Investment fees expense	(206,948)	(194,214)
Appreciation of fair value of investments, net	<u>174,805</u>	<u>1,277,875</u>
	<u>\$ 693,503</u>	<u>\$ 1,736,947</u>

UNIVERSITY OF GUAM
(A Component Unit of the Government of Guam)

Notes to Financial Statements
September 30, 2019 and 2018

3. Deposits and Investments, Continued

B. Investments, Continued

The University categorizes its fair value measurements within the fair value hierarchy established by GAAP. The hierarchy is based on the valuation inputs used to measure the fair value of the asset. Level 1 inputs are quoted prices in active markets for identical assets; Level 2 inputs are significant other observable inputs; Level 3 inputs are significant unobservable inputs. The University has the following recurring fair value measurements as of September 30, 2019 and 2018:

	September 30, 2019	<u>Fair Value Measurements Using</u>		
		Level 1	Level 2	Level 3
Investments by fair value level:				
Fixed income securities	\$ 6,815,815	\$ -	\$ 6,815,815	\$ -
Equity securities	14,732,346	14,732,346	-	-
Mutual funds	2,811,830	2,811,830	-	-
Exchange-traded funds	<u>3,750,770</u>	<u>3,750,770</u>	-	-
Total investments by fair value level	<u>28,110,761</u>	<u>21,294,946</u>	<u>6,815,815</u>	<u>-</u>
Investments measured at cost:				
Certificates of deposit	10,537,516			
Money market funds	<u>412,005</u>			
Total investments at cost	<u>10,949,521</u>			
	<u>\$ 39,060,282</u>			

	September 30, 2018	<u>Fair Value Measurements Using</u>		
		Level 1	Level 2	Level 3
Investments by fair value level:				
Fixed income securities	\$ 6,303,985	\$ -	\$ 6,303,985	\$ -
Equity securities	14,569,768	14,569,768	-	-
Mutual funds	2,815,580	2,815,580	-	-
Exchange-traded funds	<u>3,258,399</u>	<u>3,258,399</u>	-	-
Total investments by fair value level	<u>26,947,732</u>	<u>20,643,747</u>	<u>6,303,985</u>	<u>-</u>
Investments measured at cost:				
Certificates of deposit	15,465,193			
Money market funds	<u>342,772</u>			
Total investments at cost	<u>15,807,965</u>			
	<u>\$ 42,755,697</u>			

Equity securities classified in Level 1 of the fair value hierarchy are valued using prices quoted in active markets for those securities. Fixed income securities classified in Level 2 of the fair value hierarchy are valued using a matrix-based or model-based pricing techniques. These pricing techniques, which are obtained from various sources, assume normal market conditions and are based on large volume transactions.

UNIVERSITY OF GUAM
(A Component Unit of the Government of Guam)

Notes to Financial Statements
September 30, 2019 and 2018

4. Student Loans

The Guam Legislature appropriates funds for the student loan program available to residents of Guam who attend institutions of higher education. The University is responsible for awarding the loans and monitoring compliance with respect to repayment. Due to the uncertainty of collection and due to recipient ability to repay the loans through work credits, student loan receivables are fully reserved in the year granted, and payments are reflected as recoveries in the year received. At September 30, 2019 and 2018, loans receivable are reserved in the amount of \$17,081,635 and \$17,999,479, respectively, and recoveries collected are \$387,548 and \$509,363 for the years then ended, respectively.

5. Capital Assets

Activity and balances for capital assets for the years ended September 30, 2019 and 2018 consisted of the following:

<u>2019:</u>	<u>Balance</u> <u>October 1, 2018</u>	<u>Additions/</u> <u>Transfers</u>	<u>Retirements/</u> <u>Transfers</u>	<u>Balance</u> <u>September 30, 2019</u>
<u>Depreciable:</u>				
Land improvements	\$ 320,754	\$ 15,002	\$ -	\$ 335,756
Building	87,025,199	33,450	-	87,058,649
Building improvements	6,515,735	464,295	-	6,980,030
Equipment	19,333,437	884,155	(224,765)	19,992,827
Library books	<u>8,032,381</u>	<u>270,454</u>	<u>-</u>	<u>8,302,835</u>
	121,227,506	1,667,356	(224,765)	122,670,097
Less accumulated depreciation	<u>(59,912,600)</u>	<u>(4,077,164)</u>	<u>127,555</u>	<u>(63,862,209)</u>
	<u>61,314,906</u>	<u>(2,409,808)</u>	<u>(97,210)</u>	<u>58,807,888</u>
<u>Nondepreciable:</u>				
Land	2,823,212	-	-	2,823,212
Construction in progress	<u>2,104,320</u>	<u>2,999,145</u>	<u>(347,807)</u>	<u>4,755,658</u>
	<u>4,927,532</u>	<u>2,999,145</u>	<u>(347,807)</u>	<u>7,578,870</u>
Total capital assets, net	\$ <u>66,242,438</u>	\$ <u>589,337</u>	\$ <u>(445,017)</u>	\$ <u>66,386,758</u>
<u>2018:</u>	<u>Balance</u> <u>October 1, 2017</u>	<u>Additions/</u> <u>Transfers</u>	<u>Retirements/</u> <u>Transfers</u>	<u>Balance</u> <u>September 30, 2018</u>
<u>Depreciable:</u>				
Land improvements	\$ 320,754	\$ -	\$ -	\$ 320,754
Building	87,025,199	-	-	87,025,199
Building improvements	5,462,719	1,053,016	-	6,515,735
Equipment	18,502,973	953,486	(123,022)	19,333,437
Library books	<u>7,778,157</u>	<u>254,224</u>	<u>-</u>	<u>8,032,381</u>
	119,089,802	2,260,726	(123,022)	121,227,506
Less accumulated depreciation	<u>(56,406,040)</u>	<u>(3,617,402)</u>	<u>110,842</u>	<u>(59,912,600)</u>
	<u>62,683,762</u>	<u>(1,356,676)</u>	<u>(12,180)</u>	<u>61,314,906</u>
<u>Nondepreciable:</u>				
Land	2,823,212	-	-	2,823,212
Construction in progress	<u>1,930,044</u>	<u>1,227,293</u>	<u>(1,053,017)</u>	<u>2,104,320</u>
	<u>4,753,256</u>	<u>1,227,293</u>	<u>(1,053,017)</u>	<u>4,927,532</u>
Total capital assets, net	\$ <u>67,437,018</u>	\$ <u>(129,383)</u>	\$ <u>(1,065,197)</u>	\$ <u>66,242,438</u>

UNIVERSITY OF GUAM
(A Component Unit of the Government of Guam)

Notes to Financial Statements
September 30, 2019 and 2018

6. Long-Term Debt

Long-term debt at September 30, 2019 and 2018 is as follows:

Direct Borrowings:

In October 2001, Public Law 26-48 authorized the University to enter into a loan with the United States Department of Agriculture (USDA) for an amount not to exceed \$13.5 million for the purpose of funding construction of certain facilities. The loan with USDA was signed on June 12, 2003 and construction began in March 2005. The interest rate is fixed at 4.50% per annum.

As of September 30, 2007, the entire amount was drawn down. Monthly payments of \$62,505 began in July 2006. A final installment is due on June 12, 2043. The loan security agreement requires revenues derived from the operation of the facility to be transferred to an account designated for debt service, operation and maintenance of the facility. After the payment of principal and interest, \$6,251 per month is required to be transferred to a reserve account until a sum of \$750,060 is accumulated. In addition, the University assigned and granted to the creditor its security interest in all equipment, furniture and fixtures located at the Business and Public Administration Building. Also, the note contains a provision that in an event of default, USDA may, at its option, collect interest income and principal and exercise any other right or remedy provided by the Uniform Commercial Code after giving any notice required thereby.

At September 30, 2019 and 2018, UOG does not have any unused lines of credit.

Annual debt service requirements to maturity for principal and interest are as follows:

<u>Year Ending September 30,</u>	<u>Principal</u>	<u>Interest</u>	<u>Total</u>
2020	\$ 276,137	\$ 473,923	\$ 750,060
2021	288,646	461,414	750,060
2022	301,721	448,339	750,060
2023	315,388	434,672	750,060
2024	329,674	420,386	750,060
2025-2029	1,886,373	1,863,927	3,750,300
2030-2034	2,354,116	1,396,184	3,750,300
2035-2039	2,937,840	812,460	3,750,300
2040-2043	<u>2,113,495</u>	<u>148,519</u>	<u>2,262,014</u>
	\$ <u>10,803,390</u>	\$ <u>6,459,824</u>	\$ <u>17,263,214</u>

Public Law 26-48 also provided supplemental annual funding of \$500,000 from the Government of Guam to pay for the loan. During the years ended September 30, 2019 and 2018, the University received \$423,739 and \$500,000, respectively for this purpose.

Long-term debt activities for the years ended September 30, 2019 and 2018, were as follows:

	Outstanding October <u>1, 2018</u>	<u>Additions</u>	<u>Reductions</u>	Outstanding September <u>30, 2019</u>	Amount due within <u>one year</u>
Loans payable	\$ <u>11,067,561</u>	\$ <u>-</u>	\$ <u>264,171</u>	\$ <u>10,803,390</u>	\$ <u>276,137</u>
	Outstanding October <u>1, 2017</u>	<u>Additions</u>	<u>Reductions</u>	Outstanding September <u>30, 2018</u>	Amount due within <u>one year</u>
Loans payable	\$ <u>11,313,585</u>	\$ <u>-</u>	\$ <u>246,024</u>	\$ <u>11,067,561</u>	\$ <u>264,171</u>

UNIVERSITY OF GUAM
(A Component Unit of the Government of Guam)

Notes to Financial Statements
September 30, 2019 and 2018

6. Long-Term Debt, Continued

Direct Borrowings, Continued:

Pursuant to the Foundation's resolution 1-2002, the Foundation's Board approved donation of up to \$200,000 to the University of Guam as a contribution for re-payment of a USDA Community Facility Loan. The USDA loan was approved contingent on the identification of debt repayment sources from the Government of Guam, the University of Guam and the University of Guam Endowment Foundation. The Foundation annually contributed \$200,000 in 2016 and in prior years. Starting 2017 through 2019, the Foundation did not contribute, as the Board believes that the intent of the resolution was to contribute up to \$200,000 and not \$200,000 annually through the loan maturity date. As of September 30, 2019, \$100,000 of total accrued receivable from the Foundation from prior years was reversed by the University based upon the mutual agreement between the Board of the University and the Foundation.

7. Changes in Other Long-Term Liabilities

Changes in UOG's other long-term liabilities for the years ended September 30, 2019 and 2018 were as follows:

	Outstanding October <u>1, 2018</u>	<u>Additions</u>	<u>Reductions</u>	Outstanding September <u>30, 2019</u>	Amount due within <u>one year</u>
Other liabilities:					
Deposits held on behalf of others	\$ 171,712	\$ 1,204,528	\$ 1,102,039	\$ 274,201	\$ -
Accrued annual leave	1,887,057	1,693,828	1,711,889	1,868,996	893,498
DCRS sick leave liability	2,941,422	829,133	2,258,496	1,512,059	-
Net OPEB liability	125,480,519	9,237,496	42,243,554	92,474,461	-
Net pension liability	<u>84,724,402</u>	<u>13,331,807</u>	<u>10,414,171</u>	<u>87,642,038</u>	<u>-</u>
	<u>\$ 215,205,112</u>	<u>\$ 26,296,792</u>	<u>\$ 57,730,149</u>	<u>\$ 183,771,755</u>	<u>\$ 893,498</u>

	Outstanding October <u>1, 2017</u>	<u>Additions</u>	<u>Reductions</u>	Outstanding September <u>30, 2018</u>	Amount due within <u>one year</u>
Other liabilities:					
Deposits held on behalf of others	\$ 74,453	\$ 1,318,861	\$ 1,221,602	\$ 171,712	\$ -
Accrued annual leave	1,887,603	1,632,640	1,633,186	1,887,057	875,483
DCRS sick leave liability	3,517,295	785,595	1,361,468	2,941,422	-
Net OPEB liability	130,132,437	-	4,651,918	125,480,519	-
Net pension liability	<u>93,255,503</u>	<u>603,842</u>	<u>9,134,943</u>	<u>84,724,402</u>	<u>-</u>
	<u>\$ 228,867,291</u>	<u>\$ 4,340,938</u>	<u>\$ 18,003,117</u>	<u>\$ 215,205,112</u>	<u>\$ 875,483</u>

UNIVERSITY OF GUAM
(A Component Unit of the Government of Guam)

Notes to Financial Statements
September 30, 2019 and 2018

8. Pensions

UOG is statutorily responsible for providing pension benefits for UOG employees through the GovGuam Retirement Fund (GGRF).

A. General Information About the Pension Plans:

Plan Description: GGRF administers the GovGuam Defined Benefit (DB) Plan, a single-employer defined benefit pension plan, and the Defined Contribution Retirement System (DCRS) Plan. The DB Plan provides retirement, disability, and survivor benefits to plan members who enrolled in the plan prior to October 1, 1995. Article 1 of 4 GCA 8, Section 8105, requires that all employees of GovGuam, regardless of age or length of service, become members of the DB Plan prior to the operative date. Employees of a public corporation of GovGuam, which includes the University, have the option of becoming members of the DB Plan prior to the operative date. All employees of GovGuam, including employees of GovGuam public corporations, whose employment commences on or after October 1, 1995, are required to participate in the DCRS Plan. Hence, the DB Plan became a closed group.

Members of the DB Plan who retired prior to October 1, 1995, or their survivors, are eligible to receive annual supplemental annuity payments. In addition, retirees under the DB and DCRS Plans are eligible to receive an annual ad hoc cost of living allowance (COLA).

A single actuarial valuation is performed annually covering all plan members and the same contribution rate applies to each employer. GGRF issues a publicly available financial report that includes financial statements and required supplementary information for the DB Plan. That report may be obtained by writing to the Government of Guam Retirement Fund, 424 A Route 8, Maite, Guam 96910, or by visiting GGRF's website – www.ggrf.com.

Plan Membership: As of September 30, 2018 (the measurement date), plan membership consisted of the following:

DB members:	
Inactive employees or beneficiaries currently receiving benefits	7,273
Inactive employees entitled to but not yet receiving benefits	3,170
Active employees	<u>5,188</u>
	15,631
DCRS members:	
Active employees	<u>5,921</u>
	<u>21,552</u>

Benefits Provided: The DB Plan provides pension benefits to retired employees generally based on age and/or years of credited service and an average of the three highest annual salaries received by a member during years of credited service, or \$6,000, whichever is greater. Members who joined the DB Plan prior to October 1, 1981 may retire with 10 years of service at age 60 (age 55 for uniformed personnel); or with 20 to 24 years of service regardless of age with a reduced benefit if the member is under age 60; or upon completion of 25 years of service at any age. Members who joined the DB Plan on or after October 1, 1981 and prior to August 22, 1984 may retire with 15 years of service at age 60 (age 55 for uniformed personnel); or with 25 to 29 years of service regardless of age with a reduced benefit if the member is under age 60; or upon completion of 30 years of service at any age.

UNIVERSITY OF GUAM
(A Component Unit of the Government of Guam)

Notes to Financial Statements
September 30, 2019 and 2018

8. Pensions, Continued

A. General Information About the Pension Plans, Continued:

Members who joined the DB Plan after August 22, 1984 and prior to October 1, 1995 may retire with 15 years of service at age 65 (age 60 for uniformed personnel); or with 25 to 29 years of service regardless of age with a reduced benefit if the member is under age 65; or upon completion of 30 years of service at any age. Upon termination of employment before attaining at least 25 years of total service, a member is entitled to receive a refund of total contributions including interest. A member who terminates after completing at least 5 years of service has the option of leaving contributions in the GGRF and receiving a service retirement benefit upon attainment of the age of 60 years. In the event of disability during employment, members under the age of 65 with six or more years of credited service who are not entitled to receive disability payments from the United States Government are eligible to receive sixty-six and two-thirds of the average of their three highest annual salaries received during years of credited service. The DB Plan also provides death benefits.

Supplemental annuity benefit payments are provided to DB retirees in the amount of \$4,238 per year, but not to exceed \$40,000 per year when combined with their regular annual retirement annuity. Annual COLA payments are provided to DB retiree and DCRS retirees in a lump sum amount of \$2,000. Both supplemental annuity benefit payments and COLA payments are made at the discretion of the Guam Legislature, but are funded on a "pay-as-you-go" basis so there is no plan trust. It is anticipated that ad hoc COLA and supplemental annuity payments will continue to be made for future years at the same level currently being paid.

On September 20, 2016, the Guam Legislature enacted Public Law 33-186, which created two new government retirement plans; the DB 1.75 Plan and the Government of Guam Retirement Security Plan (GRSP). Commencing April 1, 2017 through September 30, 2018, eligible employees may elect, during the "election window", to participate in the DB 1.75 Plan or the GRSP with an effective date of January 1, 2018. Beginning January 1, 2018, all new employees shall be automatically enrolled in the GRSP. New employees have sixty (60) days from the date of hire to elect to participate in the DCRS.

The DB 1.75 Plan is open for participation by certain existing employees, new employees, and reemployed employees who would otherwise participate in the DC Plan or the new GRSP and who make election on a voluntary basis to participate in the DB 1.75 Plan by December 31, 2017. Employee contributions are made by mandatory pre-tax payroll deduction at the rate of 9.5% of the employee's base salary while employer contributions are actuarially determined. Members of the DB 1.75 Plan automatically participate in the GovGuam deferred compensation plan, pursuant to which employees are required to contribute 1% of base salary as a pre-tax mandatory contribution. Benefits are fully vested upon attaining 5 years of credited service.

Members of DB 1.75 Plan may retire at age 62 with 5 years of credited service, or at age 60 with 5 years of credited service without survivor benefits, or at age 55 with 25 years of credited service but the retirement annuity shall be reduced ½ of 1% for each month that the age of the member is less than 62 years (6% per year). Credited service is earned for each year of actual employment by the GovGuam as an employee. Upon retirement, a retired member is entitled to a basic retirement annuity equal to an annual payment of 1.75% of average annual salary multiplied by years of credited service. Average annual salary means the average of annual base salary for the three years of service that produces the highest average.

UNIVERSITY OF GUAM
(A Component Unit of the Government of Guam)

Notes to Financial Statements
September 30, 2019 and 2018

8. Pensions, Continued

A. General Information About the Pension Plans, Continued:

Contributions and Funding Policy: Contribution requirements of participating employers and active members to the DB Plan are determined in accordance with Guam law. Employer contributions are actuarially determined under the One-Year Lag Methodology. Under this methodology, the actuarial valuation date is used for calculating the employer contributions for the second following fiscal year. For example the September 30, 2017 actuarial valuation was used for determining the year ended September 30, 2019 statutory contributions. Member contributions are required at 9.52% of base pay.

As a result of actuarial valuations performed as of September 30, 2017, 2016 and 2015, contribution rates required to fully fund the Retirement Fund liability, as required by Guam law, for the years ended September 30, 2019, 2018 and 2017, respectively, have been determined as follows:

	<u>2019</u>	<u>2018</u>	<u>2017</u>
Normal costs (% of DB Plan payroll)	13.54%	15.97%	16.27%
Employee contributions (DB Plan employees)	<u>9.52%</u>	<u>9.55%</u>	<u>9.55%</u>
Employer portion of normal costs (% of DB Plan payroll)	<u>4.02%</u>	<u>6.42%</u>	<u>6.72%</u>
Employer portion of normal costs (% of total payroll)	2.29%	1.60%	1.87%
Unfunded liability cost (% of total payroll)	<u>21.29%</u>	<u>22.12%</u>	<u>21.60%</u>
Government contribution as a % of total payroll	<u>23.58%</u>	<u>23.72%</u>	<u>23.47%</u>
Statutory contribution rates as a % of DB Plan payroll:			
Employer	<u>26.56%</u>	<u>27.83%</u>	<u>27.41%</u>
Employee	<u>9.52%</u>	<u>9.55%</u>	<u>9.55%</u>

The University's contributions to the DB Plan for the years ending September 30, 2019, 2018 and 2017 were \$4,717,683, \$4,513,080 and \$2,753,736, respectively, which were equal to the required contributions for the respective years then ended.

For the years ended September 30, 2019, 2018 and 2017, the University recognized ad hoc COLA and supplemental annuity payments as transfers from GovGuam, totaling \$1,137,658, \$1,140,610 and \$1,138,186, respectively, that GovGuam's general fund paid directly for the DB Plan retirees on behalf of the University, which were equal to the statutorily required contributions.

Members of the DCRS plan, who have completed five years of government service, have a vested balance of 100% of both member and employer contributions plus any earnings thereon.

Contributions into the DCRS plan by members are based on an automatic deduction of 5% of the member's regular base pay, which increased to 6.2% effective January 1, 2018. The contribution is periodically deposited into an individual annuity account within the DCRS. Employees are afforded the opportunity to select from different annuity accounts available under the DCRS.

Statutory employer contributions for the DCRS plan for the years ended September 30, 2019 are determined using the same rates as the DB Plan. Of the amount contributed by the employer, only 5% of the member's regular pay is deposited into the DCRS, which increased to 6.2% effective January 1, 2018. The remaining amount is contributed towards the unfunded liability of the defined benefit plan.

UNIVERSITY OF GUAM
(A Component Unit of the Government of Guam)

Notes to Financial Statements
September 30, 2019 and 2018

8. Pensions, Continued

A. General Information About the Pension Plans, Continued:

The University's contributions to the DCRS Plan for the years ended September 30, 2019, 2018 and 2017 were \$3,830,850, \$4,330,724 and \$6,239,241, respectively, which were equal to the required contributions for the respective years then ended. Of these amounts, \$2,936,601, \$3,448,947 and \$5,151,021 were contributed towards the unfunded liability of the DB Plan for the years ended September 30, 2019, 2018 and 2017, respectively.

B. Pension Liabilities, Pension Expense, and Deferred Outflows of Resources and Deferred Inflows of Resources Related to Pensions:

Pension Liability: At September 30, 2019 and 2018, UOG reported a net pension liability for its proportionate share of the net pension liabilities measured as of September 30, 2018 and 2017, respectively, which is comprised of the following:

	<u>2019</u>	<u>2018</u>
Defined benefit plan	\$ 71,200,343	\$ 67,534,997
Ad hoc COLA/supplemental annuity plan for DB retirees	13,756,035	13,699,135
Ad hoc COLA plan for DCRS retirees	<u>2,685,660</u>	<u>3,490,270</u>
	<u>\$ 87,642,038</u>	<u>\$ 84,724,402</u>

The University's proportion of the GovGuam net pension liabilities was based on the University's expected plan contributions relative to the total expected contributions received by the respective pension plans for GovGuam and GovGuam's component units. At September 30, 2019 and 2018, UOG's proportionate shares of the GovGuam net pension liabilities were as follows:

	<u>2019</u>	<u>2018</u>
Defined benefit plan	6.04%	5.91%
Ad hoc COLA/supplemental annuity plan for DB retirees	4.75%	4.75%
Ad hoc COLA plan for DCRS retirees	5.44%	5.59%

Pension Expense: For the years ended September 30, 2019 and 2018, the University recognized pension expense for its proportionate share of plan pension expense from the above pension plans as follows:

	<u>2019</u>	<u>2018</u>
Defined benefit plan	\$ 8,737,200	\$ (2,055,732)
Ad hoc COLA/supplemental annuity plan for DB retirees	1,447,927	3,982,136
Ad hoc COLA plan for DCRS retirees	<u>(692,785)</u>	<u>309,421</u>
	<u>\$ 9,492,342</u>	<u>\$ 2,235,825</u>

UNIVERSITY OF GUAM
(A Component Unit of the Government of Guam)

Notes to Financial Statements
September 30, 2019 and 2018

8. Pensions, Continued

B. Pension Liabilities, Pension Expense, and Deferred Outflows of Resources and Deferred Inflows of Resources Related to Pensions, Continued:

Deferred Outflows and Inflows of Resources: At September 30, 2019 and 2018, the University reported total deferred outflows of resources and deferred inflows of resources related to pensions from the following sources:

	2019					
	<u>Defined Benefit Plan</u>		<u>Ad Hoc COLA/SA Plan for DB</u>		<u>Ad Hoc COLA Plan for DCRS</u>	
	Deferred Outflows of <u>Resources</u>	Deferred Inflows of <u>Resources</u>	Deferred Outflows of <u>Resources</u>	Deferred Inflows of <u>Resources</u>	Deferred Outflows of <u>Resources</u>	Deferred Inflows of <u>Resources</u>
Difference between expected and actual experience	\$ 200,939	\$ -	\$ 203,522	\$ -	\$ 385,861	\$ 24,543
Net difference between projected and actual earnings on pension plan investments	-	1,276,398	-	-	-	-
Changes of assumptions	-	-	-	456,573	319,861	358,453
Contributions subsequent to the measurement date	7,654,284	-	1,137,658	-	108,000	-
Changes in proportion and difference between UOG contributions and proportionate share of contributions	<u>1,018,373</u>	<u>-</u>	<u>-</u>	<u>17,019</u>	<u>108,952</u>	<u>183,439</u>
	<u>\$ 8,873,596</u>	<u>\$ 1,276,398</u>	<u>\$ 1,341,180</u>	<u>\$ 473,592</u>	<u>\$ 922,674</u>	<u>\$ 566,435</u>
	2018					
	<u>Defined Benefit Plan</u>		<u>Ad Hoc COLA/SA Plan for DB</u>		<u>Ad Hoc COLA Plan for DCRS</u>	
	Deferred Outflows of <u>Resources</u>	Deferred Inflows of <u>Resources</u>	Deferred Outflows of <u>Resources</u>	Deferred Inflows of <u>Resources</u>	Deferred Outflows of <u>Resources</u>	Deferred Inflows of <u>Resources</u>
	Difference between expected and actual experience	\$ -	\$ -	\$ -	\$ -	\$ 158,582
Net difference between projected and actual earnings on pension plan investments	-	3,282,113	-	-	-	-
Changes of assumptions	-	-	-	-	352,506	232,128
Contributions subsequent to the measurement date	5,798,269	-	1,135,265	-	100,000	-
Changes in proportion and difference between UOG contributions and proportionate share of contributions	<u>95,243</u>	<u>-</u>	<u>15,083</u>	<u>-</u>	<u>121,805</u>	<u>-</u>
	<u>\$ 5,893,512</u>	<u>\$ 3,282,113</u>	<u>\$ 1,150,348</u>	<u>\$ -</u>	<u>\$ 732,893</u>	<u>\$ 259,240</u>

UNIVERSITY OF GUAM
(A Component Unit of the Government of Guam)

Notes to Financial Statements
September 30, 2019 and 2018

8. Pensions, Continued

B. Pension Liabilities, Pension Expense, and Deferred Outflows of Resources and Deferred Inflows of Resources Related to Pensions, Continued:

Deferred outflows resulting from contributions subsequent to measurement date will be recognized as reduction of the net pension liability in the following year. Other amounts reported as deferred outflows of resources and deferred inflows of resources related to pensions at September 30, 2019 will be recognized in pension expense as follows:

<u>Year Ending</u> <u>September 30</u>	<u>Defined</u> <u>Benefit Plan</u>	<u>Ad Hoc COLA/SA</u> <u>Plan for DB Retirees</u>	<u>Ad Hoc COLA Plan</u> <u>for DCRS Retirees</u>
2020	\$ 712,885	\$ (128,602)	\$ 17,777
2021	(521,263)	(128,602)	17,777
2022	(579,429)	(12,866)	17,777
2023	330,721	-	17,777
2024	-	-	17,777
Thereafter	_____	_____	<u>159,354</u>
	\$ (<u>57,086</u>)	\$ (<u>270,070</u>)	\$ <u>248,239</u>

Actuarial Assumptions: Actuarially determined contribution rates for the DB Plan are calculated as of September 30, two years prior to the end of the fiscal year in which contributions are reported. The methods and assumptions used to determine contribution rates are as follows:

Valuation Date:	September 30, 2017
Actuarial Cost Method:	Entry age normal
Amortization Method:	Level percentage of payroll, closed
Remaining Amortization Period:	May 1, 2033 (15.58 years remaining as of September 30, 2017)
Asset Valuation Method:	3-year smoothed market value (effective September 30, 2009)
Inflation:	2.75% per year
Total payroll growth:	2.75% per year
Salary Increases:	4.00% to 7.50%
Retirement age:	50% probability of retirement upon first eligibility for unreduced retirement. Thereafter, the probability of retirement is 20% for each year until age 75, and increases to 100% at age 75.
Mortality:	RP-2000 healthy mortality table (males +3, females +2). Mortality for disabled lives is the RP 2000 disability mortality (males +6, females +4). Both tables are projected generationally from 2016 using 30% of Scale BB.

UNIVERSITY OF GUAM
(A Component Unit of the Government of Guam)

Notes to Financial Statements
September 30, 2019 and 2018

8. Pensions, Continued

B. Pension Liabilities, Pension Expense, and Deferred Outflows of Resources and Deferred Inflows of Resources Related to Pensions, Continued:

The actuarial assumptions used in the September 30, 2017 valuation were based on the results of an actuarial experience study for the period October 1, 2011 to September 30, 2015.

The investment rate assumption as of September 30, 2017 was 7%. The long-term expected rate of return on pension plan investments was determined using a building-block method in which best-estimate ranges of expected future real rates of return (expected returns, net of pension plan investment expense and the assumed rate of inflation) are developed for each major asset class. These ranges are combined to produce the long-term expected rate of return by weighting the expected future real rates of return by the target asset allocation percentage and by adding expected inflation. The target allocation and best estimates of the expected nominal return for each major asset class are summarized in the following table:

<u>Asset Class</u>	<u>Target Allocation</u>	<u>Nominal Return</u>
U.S. Equities (large cap)	29.0%	7.47%
U.S. Equities (small cap)	7.0%	8.73%
Non-U.S. Equities	16.5%	9.27%
Non-U.S. Equities (emerging markets)	2.0%	11.09%
U.S. Fixed Income (aggregate)	21.5%	4.67%
Risk parity	8.0%	6.50%
High yield bonds	8.0%	6.59%
Global Real Estate (REITs)	5.0%	8.60%
Master Limited Partnerships	3.0%	6.56%

Changes in Actuarial Assumptions: The following changes in actuarial assumptions occurred from the September 30, 2016 valuation to the September 30, 2017 valuation:

Remaining Amortization Period: The unfunded liability was being amortized over a closed period ending on May 1, 2031. This was extended by 2 years to May 1, 2033 by Public Law 33-186.

Discount Rate: The discount rate used to measure the total pension liability for the DB Plan as of September 30, 2018 and 2017 was 7.0%, which is equal to the expected investment rate of return. The expected investment rate of return applies to benefit payments that are funded by plan assets (including future contributions), which includes all plan benefits except supplemental annuity payments to DB retirees and ad hoc COLA to both DB and DCRS retirees. The discount rate used to measure the total pension liability for the supplemental annuity and ad hoc COLA payments as of September 30, 2018 was 4.18% (3.64% as of September 30, 2017), which is equal to the rate of return of a high quality bond index.

Discount Rate Sensitivity Analysis: The following presents the sensitivity of the net pension liability to changes in the discount rate. The sensitivity analysis shows the impact to the University's proportionate share of the net pension liability if it were calculated using a discount rate that is 1-percentage-point lower or 1-percentage-point higher than the current discount rate:

UNIVERSITY OF GUAM
(A Component Unit of the Government of Guam)

Notes to Financial Statements
September 30, 2019 and 2018

8. Pensions, Continued

B. Pension Liabilities, Pension Expense, and Deferred Outflows of Resources and Deferred Inflows of Resources Related to Pensions, Continued:

Defined Benefit Plan:

	1% Decrease in Discount Rate <u>6.0%</u>	Current Discount Rate <u>7.0%</u>	1% Increase in Discount Rate <u>8.0%</u>
Net Pension Liability	<u>\$ 90,788,200</u>	<u>\$ 71,200,343</u>	<u>\$ 54,386,427</u>

Ad Hoc COLA/Supplemental Annuity Plan for DB Retirees:

	1% Decrease in Discount Rate <u>3.18%</u>	Current Discount Rate <u>4.18%</u>	1% Increase in Discount Rate <u>5.18%</u>
Net Pension Liability	<u>\$ 15,048,611</u>	<u>\$ 13,756,035</u>	<u>\$ 12,638,866</u>

Ad Hoc COLA Plan for DCRS Retirees:

	1% Decrease in Discount Rate <u>3.18%</u>	Current Discount Rate <u>4.18%</u>	1% Increase in Discount Rate <u>5.18%</u>
Net Pension Liability	<u>\$ 3,021,303</u>	<u>\$ 2,685,660</u>	<u>\$ 2,398,981</u>

C. Payables to the Pension Plans:

As of September 30, 2019 and 2018, UOG recorded payables to GGRF of \$232,772 and \$381,947, respectively, representing statutorily required contributions unremitted as of the respective year-ends.

9. Other Post Employment Benefits (OPEB)

The University participates in the retiree health care benefits program. GovGuam's Department of Administration is responsible for administering the GovGuam Group Health Insurance Program, which provides medical, dental, and life insurance benefits to retirees, spouses, children and survivors. Active employees and retirees who waive medical and dental coverage are considered eligible for the life insurance benefit only. The program covers retirees and is considered an other postemployment benefits plan.

A. General Information About the OPEB Plan:

Plan Description: The other postemployment benefits plan is a single employer defined benefit plan that provides healthcare benefits to eligible employees and retirees who are members of the GovGuam Retirement Fund. No assets are accumulated in a trust that meets the criteria in paragraph 4 of GASB Statement No. 75. The Governor's recommended budget and the annual General Appropriations Act enacted by the Guam Legislature provide for a premium level necessary for funding the program each year on a "pay-as-you-go" basis. Because the OPEB Plan consists solely of GovGuam's firm commitment to provide OPEB through the payment of premiums to insurance companies on behalf of its eligible retirees, no stand-alone financial report is either available or generated.

UNIVERSITY OF GUAM
(A Component Unit of the Government of Guam)

Notes to Financial Statements
September 30, 2019 and 2018

9. Other Post Employment Benefits (OPEB), Continued

A. General Information About the OPEB Plan, Continued:

Plan Membership: As of September 30, 2018 and 2017 (the respective measurement periods), OPEB plan membership consisted of the following as of September 30 2018 and 2016 (the respective actuarial valuation dates):

	<u>2018</u>	<u>2017</u>
Inactive plan members or beneficiaries		
currently receiving benefits	7,930	7,342
Active plan members	<u>10,136</u>	<u>10,282</u>
	<u>18,066</u>	<u>17,624</u>

Benefits Provided: The OPEB Plan provides post-employment medical, dental and life insurance benefits to the University’s retirees, spouses, children and survivors, which are the same benefits as provided to active employees. Active employees and retirees who waive medical and dental coverage are considered eligible for the life insurance benefit only. The University contributes a portion of the medical and dental premiums, based on a schedule of semi-monthly rates, and reimburses certain Medicare premiums to eligible retirees. Retirees are also required to pay a portion of the medical and dental insurance premiums. Three types of health plans are offered to eligible participants:

- Standard island wide Preferred Provider Organization (PPO) Plan
- High Deductible (Health Savings Account - HSA) PPO Plan
- Retiree Supplement Plan (RSP)

The PPO and HSA Plans apply to both active employees and retirees and work with set deductible amounts whereas the RSP Plan is an added option for retirees only.

Contributions: No employer contributions are assumed to be made since an OPEB trust has not been established. Instead, the OPEB Plan is financed on a substantially “pay-as-you-go” basis whereby contributions to the plan are generally made at about the same time and in about the same amount as benefit payments and expenses becoming due.

B. Total OPEB Liability:

As of September 30, 2019 and 2018, UOG reported a total OPEB liability of \$92,474,461 and \$125,480,519, respectively, for its proportionate share of the GovGuam total OPEB liability measured as of September 30, 2018 and 2017. The following presents the University’s proportion change since the prior measurement date:

Proportion at prior measurement date, September 30, 2017	<u>5.16%</u>
Proportion at measurement date, September 30, 2018	<u>4.93%</u>
Increase/(decrease) in proportion	<u>(0.23)%</u>

UNIVERSITY OF GUAM
(A Component Unit of the Government of Guam)

Notes to Financial Statements
September 30, 2019 and 2018

9. Other Post Employment Benefits (OPEB), Continued

B. Total OPEB Liability, Continued:

The total OPEB liability for the OPEB Plan was determined by an actuarial valuation as of September 30, 2018 using the following actuarial assumptions, applied to all periods included in the measurement:

Inflation:	2.75%
Amortization Method:	Level dollar amount over 30 years on an open amortization period for pay-as-you-go funding.
Salary Increases:	7.5% per year for the first 5 years of service, 6% for 6-10 years, 5% for 11-15 years and 4% for service over 15 years. Previously, 7.5% per year for the first 5 years of service, 6% for 5-10 years, 5% for 11-15 years and 4.5% for service over 15 years.
Healthcare cost trend rates:	For 2018, Non-Medicare 13.5%; Medicare -25%; and Part B 5.33%. For the second year, 6.75% then reducing 0.25% annually to an ultimate rate of 4.25% for 2029 and later years. Previously, 8% for 2016, decreasing 0.25% per year to an ultimate rate of 4.5% for 2030 and later years. Health care trend assumptions begin at current levels and grade down over a period of years to a lower level equal to some real rate plus inflation. The principal components of health trend are medical inflation, deductible erosion, cost shifting, utilization, technology and catastrophic claims. The overall effect of these components are expected to decline year by year.
Dental trend rates:	3.8% in year one, 3.75% per year thereafter, based on a blend of historical retiree premium rate increases as well as observed U.S. national trends. Previously, 4% per year.
Participation rates:	Medical - 100% of eligible retired employees will elect to participate. Dental - 100% of eligible retirees will elect to participate. Life - 100% of eligible retirees will elect to participate. Current retirees will continue in the GovGuam plan as provided in the data, and upon attainment of age 65, will remain in that plan or enroll in a Retiree Supplemental Plan per Medicare Enrollment assumption below.
Medicare enrollment:	15% of current and future retirees are assumed to enroll in Medicare and will enroll in a Retiree Supplemental Plan upon attainment of age 65. All employees retired prior to September 30, 2008 are assumed ineligible for Medicare upon attainment of age 65 and therefore will not enroll in a Medicare Supplemental Plan.

UNIVERSITY OF GUAM
(A Component Unit of the Government of Guam)

Notes to Financial Statements
September 30, 2019 and 2018

9. Other Post Employment Benefits (OPEB), Continued

B. Total OPEB Liability, Continued:

Dependent status:	Male spouses are assumed to be three years older and female spouses are assumed to be three years younger than the retired employee. Medical – 100% of spouses of active employees covered under a GovGuam medical plan will elect to participate at the active employee’s retirement. Dental – 100% of spouses of active employees covered under a GovGuam dental plan will elect to participate at the active employee’s retirement. Life – 100% of spouses of active employees will elect to participate at the active employee’s retirement. For current retired employees, the actual census information is used. Previously, 60% of employees are assumed to retire with a covered spouse.
Actuarial cost method:	Entry Age Normal. The costs of each employee’s post- employment benefits are allocated as a level basis over the earnings of the employee between the employee’s date of hire and the assumed exit ages.
Healthy retiree mortality rate:	RP-2000 Combined Healthy Mortality Table, set forward 3 years and 2 years for males and females, respectively, projected generationally using 30% of Scale BB. Previously, set forward 4 years and 1 year for males and females, respectively.
Disabled retiree mortality rates:	RP-2000 Disabled Mortality Table, set forward 6 years and 4 years for males and females, respectively, projected generationally using 30% of Scale BB.
Withdrawal rates:	15% for less than 1 year of service, decreasing 1% for each additional year of service up to 10 years, further decreasing 0.5% for each additional year of service up to 15 years, and 2% for service over 15 years.
Disability rates:	1974-78 SOA LTD Non-Jumbo, with rates reduced by 50% for males and 75% for females as follows: 0.05% for males aged 20-39 years (0.03% for females); 0.10% - 0.18% for males aged 40-49 years (0.05% - 0.09% for females); 0.32% - 0.53% for males aged 50-59 years (0.16% - 0.27% for females); and 0.76% for males aged 60-64 years (0.38% for females). Previously, 1974-78 SOA LTD Non-Jumbo, with rates reduced by 50% for males and females.

UNIVERSITY OF GUAM
(A Component Unit of the Government of Guam)

Notes to Financial Statements
September 30, 2019 and 2018

9. Other Post Employment Benefits (OPEB), Continued

B. Total OPEB Liability, Continued:

Retirement rates: 50% of employees are assumed to retire at first eligibility for unreduced benefits under the GovGuam Retirement Fund, 20% per year thereafter until age 75, and 100% at age 75. Previously, 40% of employees are assumed to retire at earliest eligibility for unreduced benefits under the GovGuam Retirement Fund, 15% per year thereafter until age 65, 20% per year thereafter until age 70 and 100% at age 70.

OPEB plan fiduciary net position: As of September 30, 2019 and 2018, an OPEB trust has not been established thus the OPEB Plan does not presently report OPEB plan fiduciary net position.

Discount Rate: The discount rate used to measure the total OPEB liability was 4.18% as of September 30, 2018 (3.63% as of September 30, 2017). The projection of cash flows used to determine the discount rate assumed that contributions from the University will be made in accordance with the plan's funding policy. Based on those assumptions, the OPEB plan's fiduciary net position was projected to be insufficient to make all projected benefit payments of current plan members. Therefore, the 4.18% municipal bond rate as of September 30, 2018 (3.63% as of September 30, 2017) was applied to all periods of projected benefit payments to determine the total OPEB liability.

C. Changes in the Total OPEB Liability:

Changes in the University's proportionate share of the total OPEB liability for the years ended September 30, 2019 and 2018 are as follows:

	<u>2019</u>	<u>2018</u>
Balance at beginning of the year	\$ <u>125,480,519</u>	\$ <u>130,132,437</u>
Changes for the year:		
Service cost	5,016,319	5,635,446
Interest	4,696,667	4,122,719
Expected benefit payments	(2,224,135)	(1,900,800)
Change in proportionate share	(6,521,115)	384,729
Differences between expected and actual experience	(25,762,949)	-
Change of assumptions	<u>(8,210,845)</u>	<u>(12,894,012)</u>
Net change	<u>(33,006,058)</u>	<u>(4,651,918)</u>
Balance at end of the year	\$ <u>92,474,461</u>	\$ <u>125,480,519</u>

Sensitivity of the total OPEB liability to changes in the discount rate: The following presents the sensitivity of the total OPEB liability to changes in the discount rate. The sensitivity analysis shows the impact to the University's proportionate share of the total OPEB liability if it were calculated using a discount rate that is 1-percentage-point lower or 1-percentage-point higher than the current discount rate:

UNIVERSITY OF GUAM
(A Component Unit of the Government of Guam)

Notes to Financial Statements
September 30, 2019 and 2018

9. Other Post Employment Benefits (OPEB), Continued

C. Changes in the Total OPEB Liability, Continued:

	1% Decrease in Discount Rate <u>3.18%</u>	Current Discount Rate <u>4.18%</u>	1% Increase in Discount Rate <u>5.18%</u>
Net OPEB Liability	\$ <u>109,057,039</u>	\$ <u>92,474,461</u>	\$ <u>79,153,957</u>

Sensitivity of the total OPEB liability to changes in the healthcare cost trend rates: The following presents the sensitivity of the total OPEB liability to changes in the healthcare cost trend rate. The sensitivity analysis shows the impact to the University's proportionate share of the total OPEB liability if it were calculated using a healthcare cost trend rate that is 1-percentage-point lower or 1-percentage-point higher than the current healthcare cost trend rate:

	1% Decrease	Healthcare Cost Trend Rates	1% Increase
Net OPEB Liability	\$ <u>77,114,135</u>	\$ <u>92,474,461</u>	\$ <u>112,357,662</u>

D. OPEB Expense and Deferred Outflows of Resources and Deferred Inflows of Resources Related to OPEB:

For the years ended September 30, 2019 and 2018, the University reported total OPEB expense of \$2,224,436 and \$9,935,435, respectively, for its proportionate share of the GovGuam total OPEB expense measured for the years ended September 30, 2018 and 2017. At September 30, 2019 and 2018, the University reported deferred outflows of resources and deferred inflows of resources related to OPEB from the following sources:

	2019		2018	
	Deferred Outflows of Resources	Deferred Inflows of Resources	Deferred Outflows of Resources	Deferred Inflows of Resources
Differences between expected and actual experience	\$ -	\$ 21,137,645	\$ -	\$ -
Changes of assumptions	6,697,560	15,347,450	9,330,200	10,752,696
Contributions subsequent to measurement date	1,816,600	-	1,742,736	-
Changes in proportion and differences between employer contributions and proportionate share of contributions	<u>230,998</u>	<u>4,766,225</u>	<u>-</u>	<u>131,541</u>
	\$ <u>8,745,158</u>	\$ <u>41,251,320</u>	\$ <u>11,072,936</u>	\$ <u>10,884,237</u>

UNIVERSITY OF GUAM
(A Component Unit of the Government of Guam)

Notes to Financial Statements
September 30, 2019 and 2018

9. Other Post Employment Benefits (OPEB), Continued

D. OPEB Expense and Deferred Outflows of Resources and Deferred Inflows of Resources Related to OPEB, Continued:

Amounts reported as deferred outflows of resources and deferred inflows of resources (excluding employer specific amounts) related to OPEBs that will be subsequently recognized in OPEB expense are shown in the following table:

<u>Year Ended</u> <u>September 30</u>	
2020	\$ (7,013,059)
2021	(7,013,059)
2022	(7,013,059)
2023	(9,141,982)
2024	<u>(4,141,603)</u>
	\$ <u>(34,322,762)</u>

10. Encumbrances

The accrual basis of accounting provides that expenses include only amounts associated with goods and services received and liabilities include only the unpaid amounts associated with such expenses. Accordingly, at September 30, 2019 and 2018, \$11,662,652 and \$4,191,424, respectively, of outstanding purchase orders and purchase commitments are not reported in the financial statements.

11. Commitments and Contingencies

Litigation

The University is a defendant in several legal actions. The ultimate outcome is presently undeterminable; however, University management is of the opinion that resolution of these matters will not have a material effect on the accompanying financial statements.

General Obligation Bonds

In October 1993, the Government of Guam issued \$175 million of general obligation bonds to fund the construction of certain educational facilities with \$28 million being earmarked for certain construction projects at the University of Guam. The University is mandated by Public Law No. 22-19 (as amended by Public Law 23-14) to establish a bond fund and deposit all tuition revenues in the bond fund. Monthly remittances are transferred by the University to the Government of Guam's General Fund to cover the University's proportionate share of principal and interest payments of the bond.

At the end of each fiscal year, the balance remaining in the bond fund established by the University shall be retained by the University. Once the University's proportionate share of the principal and interest obligation is satisfied on or about November 2018, the University shall retain control of all future revenues thereafter. For each of the years ended September 30, 2019 and 2018, total payments remitted to the Government of Guam's General Fund of \$2,027,788 is recorded as debt service - DOA bond.

UNIVERSITY OF GUAM
(A Component Unit of the Government of Guam)

Notes to Financial Statements
September 30, 2019 and 2018

11. Commitments and Contingencies, Continued

Government of Guam Merit System

In 1991, Public Law 21-59 was enacted to establish a bonus system for employees of the Government of Guam, autonomous and semi-autonomous agencies, public corporations and other public instrumentalities of the Government of Guam who earn a superior performance grade. The bonus is calculated at 3.5% of the employee's base salary beginning in 1991. The University recorded liabilities for merit bonuses of \$0 as of September 30, 2019 and 2018.

Medicare

The Government of Guam and its component units, including the University, began withholding and remitting funds to the U.S. Social Security System for the health insurance component of its salaries and wages effective October 1998. Prior to that date, the Government of Guam did not withhold or remit Medicare payments to the U.S. Social Security System. If the Government is found to be liable for Medicare payments on salaries and wages prior to October 1998, an indeterminate liability could result. It has been the practice of the University and all other component units of the Government of Guam that payment of this health insurance component is optional prior to October 1998. Therefore, no liability for any amount which may ultimately arise from this matter has been recorded in the accompanying financial statements.

Lease Agreement with UOG Endowment Foundation (the Foundation)

On October 6, 2016, the University signed a facilities lease agreement with the Foundation for the lease of UOG Student Success Center College of Natural and Applied Sciences – Engineering Anex (the Facilities), for a period of forty-years up to August 25, 2056. The construction of the Facilities are to be financed by the Foundation from a loan with the U.S. Department of Agriculture (USDA).

Future minimum lease payments as of September 30, 2019 are as follows:

<u>Year Ending September 30</u>	<u>Amount</u>
2020	\$ 869,736
2021	869,736
2022	869,736
2023	869,736
2024	869,736
Thereafter	<u>28,701,288</u>
Total	\$ <u>33,049,968</u>

12. Related Party

The University has assessed related party transactions and has concluded that none are material to the accompanying financial statements.

UNIVERSITY OF GUAM
(A Component Unit of the Government of Guam)

Notes to Financial Statements
September 30, 2019 and 2018

13. Subsequent Events

COVID-19

On March 11, 2020, the World Health Organization declared the novel strain of coronavirus (COVID-19) a global pandemic and recommended containment and mitigation measures worldwide. On March 13, 2020, President Donald J. Trump declared a national emergency within the United States. In response to the national emergency declared by the U.S. President, on March 14, 2020, Governor Lourdes A. Leon Guerrero issued Executive Order 2020-03 declaring a state of emergency in response to COVID-19. Further, Executive Order 2020-04 ordered the closure of all non-essential Government of Guam offices, prohibited large gatherings, and restricted entry into Guam from countries with confirmed COVID-19 cases. As a result, schools and non-essential government agencies and businesses have closed. UOG has closed its offices to the public and has required all non-essential employees to work from home. While the disruption is currently expected to be temporary, there is uncertainty around the duration. While this matter is expected to negatively impact UOG's business, results of operations and financial position, the related financial impact cannot be reasonably estimated at this time.

Others

On January 1, 2020, the Research Corporation of the University of Guam (RCUOG), lessor, as authorized by the University of Guam (owner of the property), entered into a lease agreement with CoreSeed Aquaculture (Guam) Corporation, lessee, for the use of the land and improvements on Lot No. 2517-17/Lot No. 5412—12-1 (the property) commonly known as the Guam Aquaculture Development and Training Center (GADTC). The lease shall begin on the 1st day of January 2020 and end at midnight on the 31st day of December 2049. After the expiration of the initial term of the lease, the lessor has the option of renewing the lease for no more than three (3) renewal periods of ten (10) years for each period. Rent is payable annually as set forth as follows and each payment shall be due on or before January 6 of each year with the exception of 2020 which will be paid within five working days after the lease becomes effective: Years 1-5 at \$32,000 per year; Years 6-10 at \$44,000 per year; Years 11-15 at \$48,000 per year; Years 16-30 at \$50,000 per year.

On February 13, 2020, the University purchased Lot No. 5NEW, Block 2, Tract 144, Mangilao, Guam, Estate Number 74886, Suburban for \$380,000.

UNIVERSITY OF GUAM
(A Component Unit of the Government of Guam)

Schedules of Required Supplemental Information (Unaudited)
Schedule of Proportional Share of the Net Pension Liability
Last 10 Fiscal Years*

	<u>Defined Benefit Plan</u>					
	<u>2019</u>	<u>2018</u>	<u>2017</u>	<u>2016</u>	<u>2015</u>	<u>2014</u>
Total net pension liability	\$ 1,179,192,550	\$ 1,142,249,393	\$ 1,368,645,126	\$ 1,436,814,230	\$ 1,246,306,754	\$ 1,303,304,636
UOG's proportionate share of the net pension liability	\$ 71,200,343	\$ 67,534,997	\$ 80,510,523	\$ 81,001,196	\$ 68,326,815	\$ 78,004,153
UOG's proportion of the net pension liability	6.04%	5.91%	5.88%	5.64%	5.48%	5.99%
UOG's covered-employee payroll**	\$ 31,027,561	\$ 30,053,044	\$ 29,784,398	\$ 28,828,564	\$ 27,682,709	\$ 27,552,299
UOG's proportionate share of the net pension liability as percentage of its covered employee payroll	229.47%	224.72%	270.31%	280.98%	246.82%	283.11%
Plan fiduciary net position as a percentage of the total pension liability	63.28%	60.63%	54.62%	52.32%	56.60%	53.94%

* This data is presented for those years for which information is available.

** Covered-employee payroll data from the actuarial valuation date with one-year lag.

See Accompanying Independent Auditors' Report.

UNIVERSITY OF GUAM
(A Component Unit of the Government of Guam)

Schedules of Required Supplemental Information (Unaudited)
Schedule of Proportional Share of the Net Pension Liability
Last 10 Fiscal Years*

Ad Hoc COLA/Supplemental Annuity Plan for DB Retirees

	<u>2019</u>	<u>2018</u>	<u>2017</u>	<u>2016</u>
Total net pension liability***	\$ 289,875,668	\$ 288,147,121	\$ 229,486,687	\$ 235,799,709
UOG's proportionate share of the net pension liability	\$ 13,756,035	\$ 13,699,135	\$ 10,844,857	\$ 11,126,455
UOG's proportion of the net pension liability	4.75%	4.75%	4.73%	4.72%
UOG's covered-employee payroll**	\$ 24,385,507	\$ 24,165,700	\$ 23,927,282	\$ 24,129,357
UOG's proportionate share of the net pension liability as percentage of its covered employee payroll	56.41%	56.69%	45.32%	46.11%

* This data is presented for those years for which information is available.

** Covered-employee payroll data from the actuarial valuation date with one-year lag.

*** No assets accumulated in a trust to pay benefits.

See Accompanying Independent Auditors' Report.

UNIVERSITY OF GUAM
(A Component Unit of the Government of Guam)

Schedules of Required Supplemental Information (Unaudited)
Schedule of Proportional Share of the Net Pension Liability
Last 10 Fiscal Years*

Ad Hoc COLA Plan for DCRS Retirees

	<u>2019</u>	<u>2018</u>	<u>2017</u>	<u>2016</u>
Total net pension liability***	\$ 49,342,424	\$ 62,445,490	\$ 61,688,067	\$ 52,115,736
UOG's proportionate share of the net pension liability	\$ 2,685,660	\$ 3,490,270	\$ 3,298,131	\$ 2,783,217
UOG's proportion of the net pension liability	5.44%	5.59%	5.35%	5.34%
UOG's covered-employee payroll**	\$ 14,395,148	\$ 21,059,724	\$ 19,518,316	\$ 19,006,437
UOG's proportionate share of the net pension liability as percentage of its covered employee payroll	18.66%	16.57%	16.90%	14.64%

* This data is presented for those years for which information is available.

** Covered-employee payroll data from the actuarial valuation date with one-year lag.

*** No assets accumulated in a trust to pay benefits.

See Accompanying Independent Auditors' Report.

UNIVERSITY OF GUAM
(A Component Unit of the Government of Guam)

Schedules of Required Supplemental Information (Unaudited)
Schedule of Pension Contributions
Last 10 Fiscal Years*

	<u>2019</u>	<u>2018</u>	<u>2017</u>	<u>2016</u>	<u>2015</u>	<u>2014</u>
Statutorily required contribution	\$ 8,202,746	\$ 7,406,814	\$ 7,318,972	\$ 7,582,871	\$ 7,352,199	\$ 7,404,564
Contribution in relation to the statutorily determined contribution	<u>7,962,027</u>	<u>7,904,757</u>	<u>7,535,442</u>	<u>7,796,236</u>	<u>7,611,247</u>	<u>7,307,020</u>
Contribution deficiency (excess)	<u>\$ 240,719</u>	<u>\$ (497,943)</u>	<u>\$ (216,470)</u>	<u>\$ (213,365)</u>	<u>\$ (259,048)</u>	<u>\$ 97,544</u>
UOG's covered-employee payroll **	<u>\$ 31,027,561</u>	<u>\$ 30,053,044</u>	<u>\$ 29,784,398</u>	<u>\$ 28,828,564</u>	<u>\$ 27,682,709</u>	<u>\$ 27,552,299</u>
Contribution as a percentage of covered-employee payroll	25.66%	26.30%	25.30%	27.04%	27.49%	26.52%

* This data is presented for those years for which information is available.

** Covered-employee payroll data from the actuarial valuation date with one-year lag.

See Accompanying Independent Auditors' Report.

UNIVERSITY OF GUAM
(A Component Unit of the Government of Guam)

Schedules of Required Supplemental Information
Schedule of Changes in the Proportionate Share of the Total OPEB Liability and Related Ratios
Last 10 Fiscal Years*

	2019	2018	2017	2016
Total OPEB Liability:				
Service cost	\$ 5,016,319	\$ 5,635,446	\$ 4,539,172	
Interest	4,696,667	4,122,719	4,203,936	
Expected benefit payments	(2,224,135)	(1,900,800)	(1,900,800)	
Change in proportionate share	(6,521,115)	384,729	-	
Differences between expected and actual experience	(25,762,949)	-	-	
Changes of assumptions	(8,210,845)	(12,894,012)	13,565,255	
Net change in total OPEB liability	\$ (33,006,058)	\$ (4,651,918)	\$ 20,407,563	
Net OPEB liability - beginning	125,480,519	130,132,437	109,724,874	
Net OPEB liability - ending	\$ 92,474,461	\$ 125,480,519	\$ 130,132,437	\$ 109,724,874
Covered-employee payroll	28,982,645	28,740,742	28,740,742	
UOG's total OPEB liability as a percentage of covered-employee payroll	319.07%	436.59%	452.78%	
Notes to schedule				
<i>Discount rate</i>	4.18%	3.63%	3.058%	3.71%

Changes of benefit terms:
None.

Changes of assumptions:
Discount rate has changed from respective measurement dates.

* Information for 2009-2015 is not available

** No assets accumulated in a trust to pay the benefits.

See Accompanying Independent Auditors' Report.

UNIVERSITY OF GUAM
(A Component Unit of the Government of Guam)

Schedules of Required Supplemental Information (Unaudited)
Schedule of Proportionate Share of the Total OPEB Liability
Last 10 Fiscal Years*

	2019	2018	2017
Total OPEB liability **	\$ 1,874,970,335	\$ 2,431,048,672	\$ 2,532,753,040
UOG's proportionate share of the total OPEB liability	\$ 92,474,461	\$ 125,480,519	\$ 130,132,437
UOG's proportionate of the total OPEB liability	4.93%	5.16%	5.14%
UOG's covered-employee payroll	28,982,645	28,740,742	28,740,742
UOG's proportionate share of the total OPEB liability as percentage of its covered-employee payroll	319.07%	436.59%	452.78%

* This data is presented for those years for which information is available.

** No assets accumulated in a trust to pay the benefits.

See Accompanying Independent Auditors' Report.

UNIVERSITY OF GUAM
(A Component Unit of the Government of Guam)

Schedules of Required Supplemental Information
Schedule of OPEB Contributions
Last 10 Fiscal Years*

	<u>2019</u>	<u>2018</u>	<u>2017</u>
Actuarially determined contribution	\$ 12,133,636	\$ 12,496,650	\$ 10,832,208
Contribution in relation to the actuarially determined contribution	<u>2,224,135</u>	<u>1,900,800</u>	<u>1,900,800</u>
Contribution deficiency	<u>\$ 9,909,501</u>	<u>\$ 10,595,850</u>	<u>\$ 8,931,408</u>
UOG's covered-employee payroll **	<u>\$ 28,982,645</u>	<u>\$ 28,740,742</u>	<u>\$ 28,740,742</u>
Contribution as a percentage of covered-employee payroll	7.67%	6.61%	6.61%

Notes to Schedule

Valuation date:

Actuarially determined contributions rates are calculated as of September 30, 2018.

Method and assumptions used to determine contributions rates:

Actuarial cost method:	Entry age normal.
Amortization method:	Level dollar amount on an open amortization period for pay-as-you-go funding.
Amortization period:	30 years
Inflation:	2.75%
Healthcare cost trend rates:	Non-Medicare 13.5%; Medicare -25%; and Part B 5.33%. For the second year, 6.75% then reducing 0.25% annually to an ultimate rate of 4.25% for 2029 and later years
Salary increase:	4.0% to 7.5%
Mortality (Healthy Retiree):	RP-2000 Combined Healthy Mortality Table, set forward 3 years and 2 years for males and females, respectively.
Mortality (Disabled Retiree):	RP-2000 Disabled Mortality Table for males and females.

* Information for 2009 - 2016 is not available

See Accompanying Independent Auditors' Report.

UNIVERSITY OF GUAM
(A Component Unit of the Government of Guam)

Schedules of Salaries, Wages and Benefits
Years Ended September 30, 2019 and 2018

	2019	2018
Salaries and wages:		
Funded by local funds	\$ 23,694,832	\$ 23,861,867
Federal funds	6,121,690	5,708,319
General operations and federal funds	4,185,435	3,726,297
Other funding sources	5,912,561	6,347,855
Total salaries and wages	39,914,518	39,644,338
Benefits:		
Funded by local funds	4,523,640	13,042,062
Federal funds	1,027,745	937,347
General operations and federal funds	1,433,057	1,253,868
Other funding sources	1,031,488	1,052,623
Total benefits	8,015,930	16,285,900
Total salaries, wages and benefits	\$ 47,930,448	\$ 55,930,238

See Accompanying Independent Auditors' Report.

UNIVERSITY OF GUAM
(A Component Unit of the Government of Guam)

Schedules of Expenses by Object Category
Years Ended September 30, 2019 and 2018

	2019		2018	
	Unrestricted	Restricted	Unrestricted	Restricted
Instruction:				
Salaries and wages	\$ 14,001,846	\$ 184,678	\$ 14,177,024	\$ 154,835
Benefits	3,177,046	60,521	5,351,541	54,161
Travel	94,242	161,648	93,786	72,118
Contracts	771,450	414,638	908,427	415,053
Supplies	229,732	28,402	129,800	52,163
Equipment	15,866	11,510	30,924	16,234
Capital outlay	-	-	22,970	-
Utilities	24,377	-	23,366	-
Miscellaneous	556,946	56,976	918,122	66,681
	<u>\$ 18,871,505</u>	<u>\$ 918,373</u>	<u>\$ 21,655,960</u>	<u>\$ 831,245</u>
Public service:				
Salaries and wages	\$ 174,857	\$ 4,336,182	\$ 220,973	\$ 3,970,282
Benefits	(208,417)	1,308,656	788,857	1,188,542
Travel	3,524	491,203	1,409	526,387
Contracts	1,884,379	960,123	2,007,409	852,583
Supplies	19,409	385,839	24,511	400,260
Equipment	2,345	160,991	10,734	134,525
Capital outlay	-	158,740	-	99,550
Utilities	-	8,966	3,669	8,759
Miscellaneous	18,470	787,696	30,319	441,518
	<u>\$ 1,894,567</u>	<u>\$ 8,598,396</u>	<u>\$ 3,087,881</u>	<u>\$ 7,622,406</u>
Research:				
Salaries and wages	\$ 1,576,887	\$ 5,520,452	\$ 1,733,025	\$ 4,838,837
Benefits	103,976	1,138,698	1,531,078	984,696
Travel	11,529	1,052,316	25,881	1,026,011
Contracts	305,369	1,271,577	256,274	1,231,617
Supplies	116,205	704,088	90,859	759,103
Equipment	80,077	295,234	69,863	264,230
Capital outlay	49,642	367,593	62,531	423,485
Utilities	407	5,000	644	374
Miscellaneous	64,255	1,672,152	68,426	1,279,531
	<u>\$ 2,308,347</u>	<u>\$ 12,027,110</u>	<u>\$ 3,838,581</u>	<u>\$ 10,807,884</u>

See Accompanying Independent Auditors' Report.

UNIVERSITY OF GUAM
(A Component Unit of the Government of Guam)

Schedules of Expenses by Object Category, Continued
Years Ended September 30, 2019 and 2018

	2019		2018	
	<u>Unrestricted</u>	<u>Restricted</u>	<u>Unrestricted</u>	<u>Restricted</u>
Operational and maintenance, plant:				
Salaries and wages	\$ 1,718,282	\$ -	\$ 1,654,288	\$ -
Benefits	418,271	-	1,178,448	-
Travel	-	-	-	-
Contracts	377,616	-	634,890	476,093
Supplies	458,693	-	319,059	-
Equipment	175,864	-	71,988	-
Capital outlay	460,799	-	327,154	149,032
Utilities	3,892,392	-	3,627,579	-
Miscellaneous	<u>2,698</u>	<u>-</u>	<u>3,175</u>	<u>-</u>
	\$ <u>7,504,615</u>	\$ <u>-</u>	\$ <u>7,816,581</u>	\$ <u>625,125</u>
Scholarships and fellowships:				
Miscellaneous	\$ <u>573,016</u>	\$ <u>8,631,855</u>	\$ <u>221,360</u>	\$ <u>8,931,975</u>
Institutional support:				
Salaries and wages	\$ 3,500,163	\$ 312,027	\$ 3,752,167	\$ 272,281
Benefits	(229,577)	21,298	1,331,925	51,376
Travel	286,953	19,908	333,899	50,534
Contracts	2,104,441	127,126	2,553,454	136,839
Supplies	131,056	632	77,508	-
Equipment	115,106	42,063	68,905	25,000
Capital outlay	195,023	-	444,806	-
Utilities	376	-	373	-
Miscellaneous	<u>380,701</u>	<u>7,274</u>	<u>411,190</u>	<u>5,685</u>
	\$ <u>6,484,242</u>	\$ <u>530,328</u>	\$ <u>8,974,227</u>	\$ <u>541,715</u>

See Accompanying Independent Auditors' Report.

UNIVERSITY OF GUAM
(A Component Unit of the Government of Guam)

Schedules of Expenses by Object Category, Continued
Years Ended September 30, 2019 and 2018

	2019		2018	
	Unrestricted	Restricted	Unrestricted	Restricted
Academic support:				
Salaries and wages	\$ 5,753,738	\$ -	\$ 5,924,236	\$ -
Benefits	1,493,237	-	2,550,483	-
Travel	341,962	-	567,044	-
Contracts	1,445,370	-	920,838	-
Supplies	276,324	-	374,141	-
Equipment	364,219	-	382,733	-
Capital outlay	390,130	-	263,658	-
Utilities	4,194	-	4,662	-
Miscellaneous	308,257	-	329,133	-
	<u>\$ 10,377,431</u>	<u>\$ -</u>	<u>\$ 11,316,928</u>	<u>\$ -</u>
Student services:				
Salaries and wages	\$ 2,009,532	\$ 272,672	\$ 1,834,728	\$ 497,790
Benefits	569,763	39,617	866,752	15,459
Travel	50,440	211	61,865	81
Contracts	52,272	610	140,214	11,012
Supplies	49,957	3,570	33,982	1,429
Equipment	21,707	-	16,541	-
Capital outlay	-	-	-	-
Utilities	57,586	-	54,361	-
Miscellaneous	(530,535)	83	209,047	2,483
	<u>\$ 2,280,722</u>	<u>\$ 316,763</u>	<u>\$ 3,217,490</u>	<u>\$ 528,254</u>
Auxiliary enterprises:				
Salaries and wages	\$ 553,202	\$ -	\$ 613,872	\$ -
Benefits	122,841	-	392,582	-
Travel	-	-	7,936	-
Contracts	247,538	-	132,786	-
Supplies	26,789	-	69,538	-
Equipment	20,387	-	4,307	-
Capital outlay	-	-	-	-
Utilities	266,878	-	261,287	-
Miscellaneous	1,414,806	-	1,521,824	-
	<u>\$ 2,652,441</u>	<u>\$ -</u>	<u>\$ 3,004,132</u>	<u>\$ -</u>

See Accompanying Independent Auditors' Report.

UNIVERSITY OF GUAM
(A Component Unit of the Government of Guam)

Schedules of Employee Information
Years Ended September 30, 2019 and 2018

	<u>2019</u>	<u>2018</u>
Funded by:		
Local funds	464	426
Federal funds	401	237
General operations and federal funds	120	113
Other funding sources	361	426
	<u>1,346</u>	<u>1,202</u>

See Accompanying Independent Auditors' Report.

UNIVERSITY OF GUAM
(A Component Unit of the Government of Guam)

Schedules of Total Revenue Information
Years Ended September 30, 2019 and 2018

	<u>2019</u>	<u>2018</u>
University-generated revenues:		
Tuition and fees (gross)	\$ 23,917,758	\$ 24,727,549
Scholarship and tuition discounts	(11,149,952)	(11,147,587)
Grants and contracts, net	35,637,604	33,460,318
Auxiliary enterprises and other revenues	<u>10,361,880</u>	<u>11,010,064</u>
Total University-generated revenues	58,767,290	58,050,344
Government of Guam appropriations (excluding retiree healthcare costs and other pension benefits appropriations)	<u>32,193,678</u>	<u>33,175,041</u>
Total revenues (excluding investment income, bad debts provision and retiree healthcare and other pension benefits appropriations)	\$ <u>90,960,968</u>	\$ <u>91,225,385</u>
Supplemental information:		
Net investment income (loss)	\$ <u>693,503</u>	\$ <u>1,736,947</u>
Provision for bad debts	\$ <u>(1,137,784)</u>	\$ <u>(1,015,086)</u>
Retiree healthcare costs and other pension benefits appropriations	\$ <u>3,062,258</u>	\$ <u>2,978,001</u>

See Accompanying Independent Auditors' Report.

UNIVERSITY OF GUAM
(A Component Unit of the Government of Guam)

Schedules of Fund Restriction Matrix
Years Ended September 30, 2019 and 2018

	2019			2018		
	Unrestricted	Restricted, expendable	Restricted, nonexpendable	Unrestricted	Restricted, expendable	Restricted, nonexpendable
Land Grant	\$ -	\$ 11,692,237	\$ 3,000,000	\$ -	\$ 11,297,678	\$ 3,000,000
Siu Lin Tan	-	-	707,090	-	-	694,357
Maman Ling's Education Fund	-	-	543,733	-	-	532,151
Mac's Corporation	-	-	145,278	-	-	141,377
Chin Ho Foundation	-	-	20,296	-	-	19,751
Governor Bill Daniel	-	-	12,094	-	-	11,769
Delores P. De Leon Memorial Fund	-	-	39,342	-	-	38,285
Harry Guthertz Memorial Scholarship	-	-	10,663	-	-	10,376
Planetarium Maintenance Fund	-	-	331,776	-	-	322,866
Tobacco Funds (BoG)	-	390,025	1,859,756	-	398,650	2,191,566
Faculty and Staff Development Fund	-	-	2,678,590	-	351,933	2,300,000
Campus Maintenance Fund	-	1,526,252	-	-	1,485,202	-
Dorm Renewal and Replacement Fund	765,864	150,000	-	741,269	150,000	-
Self Insurance Fund	-	219,148	-	-	213,263	-
International Accounting Institute Fund	-	4,180,590	-	-	5,291,050	-
Guam Cancer Trust Fund	-	3,344,192	-	-	4,992,546	-
Tuition and other funds	7,964,182	-	-	5,831,439	-	-
Debt Service Fund	-	1,593,093	-	-	602,349	-
General Fund	5,073,147	-	-	9,321,932	-	-
	\$ 13,803,193	\$ 23,095,537	\$ 9,348,618	\$ 15,894,640	\$ 24,782,671	\$ 9,262,498

See Accompanying Independent Auditors' Report.

UNIVERSITY OF GUAM
(A Component Unit of the Government of Guam)

Schedules of Fund Restriction Matrix, Continued
Years Ended September 30, 2019 and 2018

Notes to the Schedules of Fund Restriction Matrix

The University's cash allotments from the Government have been reduced in recent years. In an effort to provide greater transparency, the University is providing a breakdown of some of its funding held in investment funds.

UOG's accreditation agency – the Western Association of Schools and Colleges (WASC) – has made financial reserves a key component of an accreditation review. They believe that a University that begins a semester must have some financial visibility of being able to complete the semester. The University collects tuition payments from students in return for a semester of education. It would not be in keeping with best practices for a University to have to close down in the middle of the semester due to funding shortfalls. WASC has made financial sustainability one of the key criteria they look at when determining the accreditation status of a University. WASC has encouraged the University to establish reserve funds to ensure that University operations can continue through a semester during times when the Government of Guam is undergoing a significant crisis such as an earthquake or tsunami that may cause a disruption in the timing of appropriation payments.

Below is an explanation of reserve funds held by the University:

Tobacco Funds. A corpus investment amount was provided to the University. 90% of investment earnings are allowed to be expended. The remaining 10% is added to the corpus to ensure the corpus grows over time.

Land Grant Funds. \$3 million was granted to the University in 1974. There are certain restrictions on the funds such as not using the funds to construct a building, etc. The Board of Regents has established an industry standard mechanism for allowing earnings to be utilized and allowing the corpus to grow over time. The University is allowed to expend funds in excess of the inflation adjusted value of the initial \$3 million grant using the U.S. Consumer Price Index.

Guam Cancer Trust Fund. The amount is fully restricted by law.

International Accounting Institute. The Board of Regents has reserved the fund as a source for debt service for the construction loan for the School of Business and Public Administration and for building maintenance. Funds are earned by the SBPA in extending certification examinations to international students.

Endowment Funds. Funds established for the purpose of providing scholarships to students.

Planetarium maintenance Fund. Funds restricted to uses benefitting sciences.

Faculty and Staff Development Fund. Funds were set aside by the Board of Regents for the purpose of providing space for Faculty Development and Staff Development. Funds have been restricted by United States Department of Agriculture for the purpose of providing for cost overruns for the Student Success Center and Engineering Annex Construction.

Dorm Replacement and Renewal Fund. Funding set aside by the Board of Regents for the purpose of providing a regular source of funding for dormitory maintenance.

Self-Insurance Fund. Funds set aside for insurance deductibles and self-insurance programs.

See accompanying independent auditors' report.