

UOG Financial statements for June 2017

Reginald Diaz

Mon 7/31/2017 3:47 PM

To speaker@senatorbjcruz.com <speaker@senatorbjcruz.com>;

Cc MRS. ZENAIDA T. ASUNCION-NACE <znace@triton.uog.edu>; FRANCES DANIELI <danielif@triton.uog.edu>; MERLITA AZICATE <mazicate@triton.uog.edu>; ROSALIA ABONALES <rabonal@triton.uog.edu>;

 1 attachments (100 KB)

June 2017 - Legislature.pdf;

To Speaker Benjamin J.F. Cruz,

Please find attached, UOG financial report for June 2017 for your reference.

Report can also be found on our website: <http://www.uog.edu/administration/administration-finance/financial-reports>

Financial Reports | University of Guam

www.uog.edu

Situated in the heart of Mangilao overlooking beautiful Pago Bay, the University of Guam campus boasts a breathtaking ocean view, cool breezes, and modern, island ...

BIBA UOG!

Reginald E. Diaz

Accountant II

University of Guam

Tel: (671) 735-2911

"Ina, Diskubre, Setbe..... To Enlighten, To Discover, To Serve"

****Privileged and Confidential.** This e-mail, and any attachments thereto, is intended only for use by the addressee(s) named herein and may contain legally privileged or confidential information. If you have received this e-mail in error, please notify me immediately by a return e-mail and delete this e-mail. You are hereby notified that any dissemination, distribution or copying of this e-mail and/or any attachments thereto, is strictly prohibited unless so authorized.

UOG is a Tobacco-Free Campus and is an equal employment opportunity provider and employer. If you wish to file a Civil Rights program complaint of discrimination, complete the USDA Program Discrimination Complaint Form, found online at http://www.ascr.usda.gov/complaint_filing_cust.html, or at any USDA office, or call (866) 632-9992 to request the form. You may also write a letter containing all of the information requested in the form. Send your completed complaint form or letter to us by mail at U.S.



UNIVERSITY OF GUAM
UNIBETSEDĀT GUAHAN

Administration and Finance
Business Office

July 31, 2017

Speaker Benjamin J.F. Cruz
34th Guam Legislature
155 Hessler Place, Suite 21
Hagatna, Guam 96910

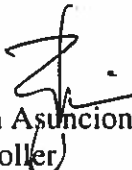
Dear Speaker Benjamin J.F. Cruz:

In compliance with the Legislative reporting requirements per P.L. 33-185, we are submitting herewith, the University of Guam Financial Report (Unaudited) for June 2017.

The report is posted at UOG website: <http://www.uog.edu/administration/administration-finance/financial-reports>.

Should you have questions or concerns, please call Zeny Nace, Comptroller at 735-2947 or 735-2942.

For the University of Guam,


Zenaida Asuncion-Nace
Comptroller



UNIVERSITY OF GUAM
UNIBETSEDAT GUAHAN

Administration and Finance
Business Office

July 31, 2017

Honorable Eddie B. Calvo
Governor of Guam
513 West Marine Corps Drive
Ricardo J Bordallo Governor's Complex
Hagatna, Guam 96910


Dear Governor Calvo:

In compliance with the Legislative reporting requirements per P.L. 33-185, we are submitting herewith, the University of Guam Financial Report (Unaudited) for June 2017.

The report is posted at UOG website: <http://www.uog.edu/administration/administration-finance/financial-reports>.

Should you have questions or concerns, please call Zeny Nace, Comptroller at 735-2947 or 735-2942.

For the University of Guam,


Zenaida Asuncion-Nace
Comptroller

UNIVERSITY OF GUAM
Statement of Revenues, Expenses, and Changes in Net Position
For the month ending June 2017 (UNAUDITED)

Cash Basis
6/30/2017

A- OPERATING REVENUES

Student tuition and fees, net	19,840,407
Scholarships Discount and Allowances	(10,057,555)
Federal Grants/contracts	23,479,638
Gov Guam grants & contracts	520,816
Non govt. grants & contracts	814,920
Sales & Services of education dept.	563,503
Auxilliary enterprises	939,225
Other Revenues	4,120,527
Total operating revenues	<u>40,221,481</u>

B- OPERATING EXPENSES

Educational and general:	
Instruction	13,782,181
Research	9,085,652
Public Service	6,657,175
Academic Support	6,843,688
Student services (net of allowance)	2,336,422
Institutional support	6,264,321
Operations and maintenance plant	4,845,023
Depreciation	2,183,618
Scholarships and fellowships	8,667,977
Auxilliary enterprises	1,375,872
Total operating expenses	<u>62,041,929</u>

Operating income (loss) **(21,820,448)**

C- NON-OPERATING REVENUES (EXPENSES)

GovGuam appropriations	18,920,741
Investments income (net of expenses)	1,659,620
Interest on capital assets- debts related	(562,545)
Debt service- DOA bond (P.L. 22-19) **	(1,521,027)
Net non operating revenues	<u>18,496,789</u>

Income (Loss) before other revenues/expenses **(3,323,658)**

D- OTHERS

Expended for plant facilities, net	(46,683)
Total other revenues/expenses	<u>(46,683)</u>

Increase (Decrease) in net assets **(3,370,341)**

E- NET POSITION

Net Position beginning (Audited)	<u>39,425,114</u>
Net Position ending YTD FY 2017	<u>36,054,773</u>

UNIVERSITY OF GUAM
Statement of Revenues, Expenses, and Changes in Net Position
For the month ending June 2017 (UNAUDITED)

Note 1:

A. \$3.37K DECREASE in net position using CASH BASIS; \$7.45M INCREASE in net position using ACCRUAL BASIS. GOV. GUAM is \$10.82M in arrears for FY 2017 allotment.

Breakdown of General Operations Appropriation Request:	<u>Budget</u>	<u>Requested</u>	<u>Received Pd.</u>	<u>Balance Due</u>
General Operations (from General Fund)	30,740,431	23,055,323	13,790,937	9,264,385
Capital Improvement Fund- Debt Service	500,000	500,000	500,000	-
Special Appropriations (excludes CIP, KPRG & Guampedia & Soil)	8,252,324	6,189,241	4,629,803	1,559,438
Total Appropriations	39,492,755	29,744,564	18,920,741	10,823,823

** Five (8) months accrued expense per P.L. 22-19 General Obligation Bond (UOG LG Building) at \$169,003 per month

UNAUDITED/DRAFT

UNIVERSITY OF GUAM
 College of Natural and Applied Sciences
 Aquaculture Development and Training Center
 For the Quarter Ending June 30, 2017

	Cash Basis	Accrual Basis
Operating Revenue		
GovGuam Appropriations	\$ 31,313	\$ 125,254
Total Revenue	<u>31,313</u>	<u>125,254</u>
Operating Expenses		
Salaries	37,790	37,790
Benefits	8,921	8,921
Travel	-	-
Contractual	3,146	3,146
Supplies	1,488	1,488
Equipment	-	-
Utilities	-	-
Capital Outlay	-	-
Miscellaneous	9,394	9,394
Total Operating Expenses	<u>60,739</u>	<u>60,739</u>
Operating Loss	(29,426)	64,515
Net Assets		
Net assets-beginning	73,136	73,136
Net assets-end	\$ <u>43,710</u>	\$ <u>137,651</u>

Note:

GovGuam appropriations/revenue recognized at \$31,313 is based on cash basis of accounting. On accrual basis, appropriations/revenue is \$125,254 therefore, GovGuam is \$93,941 in arrears in allotment payments to UOG for FY2017.

Merlita M. Azicate 7/29/17

Prepared by: Merlita M. Azicate, General Accounting Supervisor

Zery Nace 7/29/17

Reviewed by: Zery Nace, Comptroller

UNAUDITED/DRAFT

UNIVERSITY OF GUAM

Water and Environment Research Institute of the Western Pacific


Comprehensive Water Resource Monitoring Program

For the Quarter Ending June 30, 2017


	Cash Basis	Accrual Basis	
Operating Revenue			
GovGuam Appropriations	\$ 38,906	\$ 155,626	
Total Revenue	38,906	155,626	
 Operating Expenses			
Salaries	-	-	
Benefits	-	-	
Travel	-	-	
Contractual	76,865	76,865	
Supplies	-	-	
Equipment	-	-	
Capital Outlay	-	-	
Miscellaneous	11,672	11,672	
Total Operating Expenses	88,537	88,537	
 Operating Loss	 (49,631)	 67,089	
 Net Assets			
Net assets-beginning	(33,399)	(33,399)	
Net assets-end	\$ (83,030)	\$ 33,690	

Note:

GovGuam appropriations/revenue recognized as \$38,906 is based on cash basis of accounting. On accrual basis, appropriations/revenue is \$155,626, therefore, GovGuam is \$116,720 in arrears in allotment payments to UOG for FY 2017

 7/29/17

Prepared by: Merlita M. Azicate, General Accounting Supervisor

 7/29/17

Reviewed by: Zeny Nace, Comptroller


UNAUDITED/DRAFT


UNIVERSITY OF GUAM
 Water and Environment Research Institute of the Western Pacific
 Guam Hydrologic Survey
 For the Quarter Ending June 30, 2017

	Cash Basis	Accrual Basis
Operating Revenue		
GovGuam Appropriations	\$ 45,674	\$ 182,694
Total Revenue	<u>45,674</u>	<u>182,694</u>
Operating Expenses		
Salaries	22,161	22,161
Benefits	3,240	3,240
Travel	-	-
Contractual	1,174	1,174
Supplies	5,652	5,652
Equipment	4,040	4,040
Utilities	-	-
Capital Outlay	-	-
Miscellaneous	16,106	16,106
Total Operating Expenses	<u>52,373</u>	<u>52,373</u>
Operating Income	(6,699)	130,321
Net Assets		
Net assets-beginning	312,470	312,470
Net assets-end	<u>\$ 305,771</u>	<u>\$ 442,791</u>

Note:

GovGuam appropriations/revenue recognized at \$45,674 is based on cash basis of accounting. On accrual basis, appropriations/revenue is \$182,694.00 therefore, GovGuam is \$137,020 in arrears in allotment payments to UOG for FY2017.


 Prepared by: Merlifa M. Azicate, General Accounting Supervisor

 7/29/17
 Reviewed by: Zeny Nace, Comptroller