



UNIVERSITY OF GUAM  
UNIBETSEDĀT GUAHAN

Administration and Finance  
*Business Office*

July 31, 2018

Honorable Eddie B. Calvo  
Governor of Guam  
513 West Marine Corps Drive  
Ricardo J Bordallo Governor's Complex  
Hagatna, Guam 96910

Dear Governor Calvo:

In compliance with the Legislative reporting requirements per P.L. 34-42, we are submitting herewith, the University of Guam Financial Reports (Unaudited) for June 2018.

The report will be posted at UOG website: <http://www.uog.edu/administration/administration-finance/financial-reports>.

Should you have questions or concerns, please call Zeny Nace, Comptroller at 735-2947 or 735-2942.

For the University of Guam,

Zenaida Asuncion-Nace  
Comptroller



UNIVERSITY OF GUAM  
UNIBETSEDĀT GUAHAN

Administration and Finance  
*Business Office*

July 31, 2018, 2018

Speaker Benjamin J.F. Cruz  
34<sup>th</sup> Guam Legislature  
155 Hessler Place, Suite 21  
Hagatna, Guam 96910


Dear Speaker Benjamin J.F. Cruz:

In compliance with the Legislative reporting requirements per P.L. 34-42, we are submitting herewith, the University of Guam Financial Reports (Unaudited) for June 2018.

The report will be posted at UOG website: <http://www.uog.edu/administration/administration-finance/financial-reports>.

Should you have questions or concerns, please call Zeny Nace, Comptroller at 735-2947 or 735-2942.

For the University of Guam,

  
Zenaida Asuncion-Nace  
Comptroller

**UNIVERSITY OF GUAM**  
**Statement of Revenues, Expenses, and Changes in Net Position**  
**For the month ending June 2018**

**Cash Basis (Unaudited)**  
**6/30/2018**

**A- OPERATING REVENUES**

Student tuition and fees, net	19,810,072
Scholarships Discount and Allowances	(10,322,627)
Federal Grants/contracts	24,594,404
Gov Guam grants & contracts	957,279
Non govt. grants & contracts	858,569
Sales & Services of education dept.	493,056
Auxilliary enterprises	1,015,178
Other Revenues	4,903,061
<b>Total operating revenues</b>	<b><u>42,308,992</u></b>

**B- OPERATING EXPENSES**

Educational and general:	
Instruction	15,214,309
Research	9,409,643
Public Service	7,147,089
Academic Support	7,529,779
Student services (net of allowance)	2,531,671
Institutional support	6,891,066
Operations and maintenance plant	5,309,750
Depreciation	2,619,354
Scholarships and fellowships	8,326,477
Auxilliary enterprises	1,940,812
Bookstore	819,493
Housing	673,293
English Language Institute	141,659
Other auxilliary service	306,367
<b>Total operating expenses</b>	<b><u>66,919,950</u></b>

**Operating income (loss)** **(24,610,958)**

**C- NON-OPERATING REVENUES (EXPENSES)**

GovGuam appropriations	19,034,415
Investments income (net of expenses)	1,176,622
Interest on capital assets- debts related	(562,545)
Debt service- DOA bond (P.L. 22-19) **	(1,520,840)
<b>Net non operating revenues</b>	<b><u>18,135,876</u></b>

**Change in net position** **(6,053,631)**

**D- NET POSITION**

<b>Net Position beginning (Unaudited)</b>	<b><u>22,113,672</u></b>
<b>Net Position ending YTD FY 2018</b>	<b><u>16,060,041</u></b>

Note 1:

\$6.0M DECREASE in net position using CASH BASIS;  
 \$2.0M INCREASE in net position using ACCRUAL BASIS;  
 GOVGUAM is \$8.0M in arrears for FY 2018 allotment.

**UNIVERSITY OF GUAM**  
**Statement of Revenues, Expenses, and Changes in Net Position**  
**For the month ending June 2018**

	<u>Adjusted</u> <u>Appropriation</u>	<u>Requested</u>	<u>Received Pd.</u>	<u>Balance</u> <u>Due</u>
Breakdown of General Operations Appropriation Request:				
General Operations ( from General Fund)	27,877,201	21,623,708	15,202,903	6,420,805
Capital Improvement Fund- Debt Service	500,000	500,000	-	500,000
Special Appropriations (excludes CIP, KPRG & Guampedia & Soil)	6,747,205	4,960,902	3,831,513	1,129,389
<b>Total Appropriations</b>	<b>35,124,406</b>	<b>27,084,610</b>	<b>19,034,416</b>	<b>8,050,194</b>

\*\* Nine (9) months accrued expense per P.L. 22-19 General Obligation Bond (UOG LG Building) at \$168,982 per month

**UNAUDITED**

**UNIVERSITY OF GUAM**


College of Natural and Applied Sciences  
 Aquaculture Development and Training Center  
 GL No. 61-30-200004-R-5  
 For the Quarter Ending June 30, 2018 (FY 2018)

	Cash Basis	Accrual Basis
<b>Operating Revenue</b>		
GovGuam Appropriations	\$ 68,013	\$ 114,402
Total Revenue	<u>\$ 68,013</u>	<u>\$ 114,402</u>
<b>Operating Expenses</b>		
Salaries	\$ 32,805	32,805
Benefits	9,167	9,167
Travel		
Contractual		
Advertising		
Supplies		
Equipment		
Utilities		
Capital Outlay		
Miscellaneous		
Total Operating Expenses	<u>\$ 41,971</u>	<u>41,971</u>
<b>Operating Income(Loss)</b>	\$ 26,042	72,431
<b>Net Assets</b>		
Net assets-beginning	\$ 31,528	125,469
Net assets-end	<u>\$ 57,570</u>	<u>\$ 197,900</u>

**Note:**

GovGuam appropriations/revenue is recognized at \$68,013 based on cash basis of accounting. On accrual basis, appropriations/revenue is \$114,402 therefore, GovGuam is \$46,389 in arrears in allotment payments to UOG for FY2018.

Prepared By:   
 Elsa C. Flores  
 General Accounting Supervisor

Approved By:   
 Zeny Asuncion-Nace  
 Comptroller

UNAUDITED

UNIVERSITY OF GUAM


Water and Environment Research Institute of the Western Pacific  
Comprehensive Water Resource Monitoring Program  
GL No. 10-30-430003-R5  
For the Quarter Ending June 30, 2018 (FY 2018)

	Cash Basis	Accrual Basis
<b>Operating Revenue</b>		
GovGuam Appropriations	\$ 84,505	\$ 142,143
Total Revenue	<u>\$ 84,505</u>	<u>\$ 142,143</u>
<b>Operating Expenses</b>		
Salaries		
Benefits		
Travel		
Contractual	76,195	76,195
Advertising/Subscription		
Supplies		
Equipment		
Utilities		
Capital Outlay		
Miscellaneous		
Total Operating Expenses	<u>\$ 76,195</u>	<u>76,195</u>
<b>Operating Income(Loss)</b>	\$ 8,310	\$ 65,948
<b>Net Assets</b>		
Net assets-beginning	\$ (163,784)	\$ (47,065)
Net assets-end	<u>\$ (155,474)</u>	<u>\$ 18,883</u>


Note:

GovGuam appropriations/revenue is recognized at \$84,505 based on cash basis of accounting. On accrual basis, appropriations/revenue is \$142,143 therefore, GovGuam is \$57,638 in arrears in allotment payments to UOG for FY2018.

Prepared By:

  
\_\_\_\_\_  
Elsa C. Flores  
General Accounting Supervisor

Approved By:

  
\_\_\_\_\_  
Zeny Asuncion-Nace  
Comptroller

UNAUDITED

UNIVERSITY OF GUAM

Water and Environment Research Institute of the Western Pacific

Guam Hydrologic Survey

GL No. 10-30-430002-R5


For the Quarter Ending June 30, 2018 (FY 2018)

	Cash Basis	Accrual Basis
<b>Operating Revenue</b>		
GovGuam Appropriations	\$ 99,204	\$ 166,866
Total Revenue	<u>\$ 99,204</u>	<u>\$ 166,866</u>
<b>Operating Expenses</b>		
Salaries	\$ 94,490	\$ 94,490
Benefits	19,929	19,929
Travel		
Contractual	11,086	11,086
Advertising/Subscription	7,112	7,112
Supplies	9,852	9,852
Equipment	13,725	13,725
Utilities		
Capital Outlay		
Miscellaneous	3,268	3,268
Total Operating Expenses	<u>\$ 159,462</u>	<u>\$ 159,462</u>
<b>Operating Income(Loss)</b>	\$ (60,259)	\$ 7,404
<b>Net Assets</b>		
Net assets-beginning	\$ 237,952	\$ 374,972
Net assets-end	<u>\$ 177,693</u>	<u>\$ 382,376</u>


Note:

GovGuam appropriations/revenue is recognized at \$99,204 based on cash basis of accounting. On accrual basis, appropriations/revenue is \$166,866 therefore, GovGuam is \$67,662 in arrears in allotment payments to UOG for FY2018.

Prepared By:

  
\_\_\_\_\_  
Elsa C. Flores  
General Accounting Supervisor

Approved By:

 7/27/18  
\_\_\_\_\_  
Zeny Asuncion-Nage  
Comptroller